



Thank you for your interest in AVAproject.

This document represents the printed version of a typical Submittal Document and the Associated Reports generated by a sample AVAproject.

The most compelling way to fully understand why AVAproject should be your primary business tool is to see the program live and on the fly via an interactive web demonstration.

It would be our pleasure to schedule a web demonstration at your convenience. Our contact information is detailed below.

Any comments or questions you may have with respect to AVAproject are most welcomed.

We look forward to hearing from you.

Thank you again.

AVAware Technologies
2897 Brighton Road
Oakville, Ontario, Canada
L6H 6C9

AVAware Technologies
info@AVAware.com
www.AVAware.com
P 416-239-9099
F 416-239-9199

AVAware Division-8 Catalog List

As of May 2016

Division-8 Hardware Catalogs

ABH	√	K.N. Crowder	√ Canadian Only
Adams Rite	√	Kaba-Ilco	
Air Louvers		Kwikset	
Anemostat		LCN	√
Arrow	√	MAG Security	
Assa (High Security)	√	Markar	√
Best	√	Marks	
Bommer		McKinney	√
Boston Architectural Hinge		Monthard	
Burns Mfg.		National Guard	
Cal-Royal		Norton	√
Canaropa	√ Canadian Only	PBB Hinges	√
CBH	√ Canadian Only	PDQ	
Corbin-Russwin	√	Pemko	√
Design Hardware		Reese	
Detex		Rixson	√
Don-Jo		Rockwood	
Dorma DC	√	Roton	
Dorma ED	√	Rutherford	√
Dorma Glass		Sargent	√
Dorma LK	√	Schlage	√
Draftseal	√ Canadian Only	Schlage ES (Locknetics)	√
Dynalock		Securitron	√
effeff	√ Canadian Only	Select	
Emtek		SOSS Hinges	
Falcon	√	Standard Metal	√ Canadian Only
Folger Adam	√	Stanley	√
FSB		Stanley Commercial	√
Gallery	√ Canadian Only	Stanley DC (Ryobi)	√
Glynn-Johnson	√	Stanley ED (Precision)	√
Hager		Trimco	
HES Innovations	√	Von Duprin	√
Hewi		Yale	√
Hiawatha		Zero Int'l	
Ives	√		

√ Canadian Price Books are Supported

Division-8 Hollow Metal Catalogs

Baron	Pioneer
Ceco	Rediframe
Curries	Republic
Daybar	Stainless Doors
de La Fontaine	Steelcraft
Door Components	Timely
Fleming	Versatrac*
Mesker	Vision

*Nomenclature Only

Division-8 Wood Door Catalogs

Algoma*	Marshfield*
Baillargeon	Mohawk
Graham	Western Oregon*
Lynden*	

*Nomenclature Only

Division - 10 Catalogs

A&J	GAMCO
ASI	Hadrian
Bobrick	Jacknob
Bradley	Knickerbocker
CBH-10	McKinney-Parker
CWECO	Meek
Frost	Taymor

Northwest Conference & Trade Centre **City, State**

Job No. RR1-010A

Architect

The Architect
100 Designers Road
City, State
Tel: 222-333-1234
Fax: 222-333-2345
E-Mail: thearchitect@hotmail.com

Coordinator

The Coordinator
300 Coordination Street
City, State
Tel: 444-555-1234
Fax: 444-555-2345
E-Mail: thecontractor@hotmail.com

Contractor

The Contractor
200 Contractors Blvd.
City, State
Tel: 333-444-1234
Fax: 333-444-2345
E-Mail: thecontractor@hotmail.com

Designer

The Designer
400 Designer Ave.
City, State
Tel: 555-666-1234
Fax: 555-666-2345

Plan Revision: **January 12**, Dated: **January 2**



AVAware Technologies
2897 Brighton Rd.
Oakville, ON, L6H 6C9

Northwest Conference & Trade Centre
City, State
Job No. RR1-010A

**SECTION 08110
STEEL DOORS & FRAMES**

PART 1 GENERAL

1.1 SUMMARY

- A. Section Includes: Steel doors and frames, including door louvers, transom panels and sidelights.

- B. Related Sections: Section(s) related to this section include:
 - 1. Masonry: Division 4 Masonry Sections.
 - 2. Sealants: Division 7 Joint Sealer Section.
 - 3. Glass and Glazing: Division 8 Glass and Glazing Section.
 - 4. Hardware: Division 8 Hardware Section.
 - 5. Drywall Construction: Division 9 Wall Board Assemblies Sections.
 - 6. Painting: Division 9 Painting Sections.

1.2 REFERENCES

- A. General: Standards listed by reference, including revisions by issuing authority, form a part of this specification section to extent indicated. Standards listed are identified by issuing authority, authority abbreviation, designation number, title, or other designation established by issuing authority. Standards subsequently referenced herein are referred to by issuing authority abbreviation and standard designation.

- B. American Society for Testing and Materials (ASTM):
 - 1. ASTM A366 - Standard Specification for Steel, Sheet, Carbon, Cold-Rolled, Commercial Quality
 - 2. ASTM A653 - Standard Specification for Steel Sheet, Zinc-Coated (Galvanized) or Zinc-Iron Alloy-Coated (Galvannealed) by the Hot-Dip Process
 - 3. ASTM A924 - Standard Specification for General Requirements for Sheet Steel, Metallic-Coated by the Hot-Dip Process
 - 4. ASTM D610 - Standard Test Method for Evaluating Degree of Rusting on Painted Steel Surfaces
 - 5. ASTM D714 - Standard Test Method for Evaluating Degree of Blistering of Paints
 - 6. ASTM D1621 - Standard Test Method for Compressive Properties of Rigid Cellular Plastics
 - 7. ASTM D1622 - Standard Test Method for Apparent Density of Rigid Cellular Plastics
 - 8. ASTM D1623 - Standard Test Method for Tensile and Tensile Adhesion Properties of Rigid Cellular Plastics
 - 9. ASTM D1654 - Standard Test Method for Evaluation of Painted or Coated Specimens Subjected to Corrosive Environments
 - 10. ASTM D2126 - Standard Test Method for Response of Rigid Cellular Plastics to Thermal and Humid Aging
 - 11. ASTM D2863 - Standard Test Method for Measuring the Minimum Oxygen Concentration to Support Candle-like Combustion of Plastics (Oxygen Index)

- C. American National Standards Institute (ANSI):
 - 1. ANSI/DHI A115.IG - Installation Guide for Doors and Hardware
 - 2. ANSI/SDI Standard A224.1 - 1990, - Test Procedure and Acceptance Criteria for Prime Painted Steel Surfaces for Steel Doors & Frames
 - 3. ANSI/SDI 100 (ANSI A250.8) - Standard Steel Door Frames.

- D. Federal Specification (Fed Spec):
 - 1. Fed Spec C578-85 - Bead Fusion Test

- E. National Fire Protection Association (NFPA):
 - 1. NFPA-80 - Fire Doors and Windows.
 - 2. NFPA-252 - Fire Tests of Door Assemblies.

- F. Underwriters' Laboratories, Incorporated (UL):
 - 1. UL 10(b) - Fire Tests of Door Assemblies.
 - 2. UL Building Materials Directory.

- G. Warnock Hersey, Inc. (WHI):
 - 1. WHI Directory of Listed Products

4. SUBMITTALS

- A. General: Submit listed submittals in accordance with Conditions of the Contract and Division 1 Submittal Procedures Section.

- B. Product Data: Submit product data, including manufacturer's SPEC-DATA product sheet, for specified products.

- C. Shop Drawings: Submit shop drawings showing layout, profiles, and product components, including anchorage,



accessories, and finish colors.

1. Indicate door type, frame, steel, core, material thickness, mortises, reinforcements, anchorages, exposed fasteners locations, openings (glazed, paneled or louvered) and hardware arrangement.
 2. Include schedule identifying each unit, with door marks or numbers referencing numbering in schedules or drawings.
- D. Samples: Submit selection and verification samples for finishes, colors, and textures. Coordinate with Division 9 Painting Section for paint finishes.
- E. Quality Assurance Submittals: Submit the following:
1. Certificates: Product certificates signed by manufacturer certifying materials comply with specified performance characteristics and criteria, and physical requirements.
 2. Manufacturer's Instructions: Manufacturer's installation instructions.
 3. Manufacturer's Field Reports: Manufacturer's field reports specified herein.
- F. Closeout Submittals: Submit the following:
1. Operation and Maintenance Data: Operation and maintenance data for installed products in accordance with Division 1 Closeout Submittals (Maintenance Data and Operation Data) Section. Include methods for maintaining installed products, and precautions against cleaning materials and methods detrimental to finishes and performance.
 2. Warranty: Warranty documents specified herein.

Specifier Note: Article below should include prerequisites, standards, limitations, and criteria which establish an overall level of quality for products and workmanship for this section. Coordinate below article with Division 1 Quality Assurance Section.

1.5 QUALITY ASSURANCE

- A. Installer Qualifications: Installer experienced in performing work of this section who has specialized in installation of work similar to that required for this project.

Specifier Note: Retain paragraph below to suit project requirements; otherwise delete paragraph below.

1. Certificate: When requested, submit certificate indicating qualification.

Specifier Note: Paragraph below should list obligations for compliance with specific code requirements particular to this section. General statements to comply with a particular code are typically addressed in Conditions of the Contract and Division 1 Regulatory Requirements Section. Repetitive statements should be avoided.

- B. Regulatory Requirements: [Specify applicable requirements of regulatory agencies.]

Specifier Note: Installation must comply with the requirements of all applicable local, state, and national code jurisdictions.

1. Labeled Door and Frame Construction: Where noted or required, provide Underwriters' Laboratories, Inc. (UL) or Factory Mutual (FM) or Warnock Hersey Inc. (WHI) labels with appropriate fire resistance and temperature rise ratings for class of opening indicated. Construction details and hardware applications authorized by testing or certification laboratories shall take precedence over project details or specifications.

Specifier Note: Retain paragraph below for erected assemblies (either on-site or off-site) required for review of construction, coordination of work of several sections, testing, or observation of operation. Mock-ups, when accepted or approved, establish standards by which work will be judged. Coordinate below with Division 1 Quality Control (Mock-Up Requirements) Section.

- C. Mock-Ups: Install at project site a job mock-up using acceptable products and manufacturer approved installation methods. Obtain Owner's and Architect's acceptance of finish color, texture and pattern, and

Specifier Note: Edit paragraph below to specifying mock-up size.



AVAware Technologies
2897 Brighton Rd.
Oakville, ON, L6H 6C9

Northwest Conference & Trade Centre
City, State
Job No. RR1-010A

Manufacturers & Finishes

Manufacturers

Ceco Door Products
Daybar Industries Ltd.
Hager Architectural Hardware
LCN
NGP
Schlage
Timely Industries
Von Duprin
Yale

Finishes

605 - Bright brass, clear coated
US26D - Satin chromium plated over nickel
US3 - Bright brass, clear coated
USP - Primed for painting

Sample

Index of Abbreviations

Door Core

FPC - Particle Core (Drop-in or Loose Lay-up)
HC - Honeycomb
HC - Honeycomb
PC - Particle Core (Stiles & Rails Bonded to Core)
SHC - Standard Hollow Core

Door Edge

HARDWOOD - Matching (Hardwood) Stiles
SOFTWOOD - Softwood Stiles

Door Finish

PG - Prime Painted
PRIMED - Prime Painted
P__ - Colorstyle Finish

Door Mat'l

BIRCH-RC - Natural Birch - Rotary Cut
CRS - Cold Rolled Steel
CRS - Cold Rolled Steel
SM-MASONITE - Smooth Moulded Masonite
WHT-BIRCH-RC - White Birch - Rotary Cut

Door Seam

SEM - Bondo Filled
W/SEM - Welded

Door Series

C-PANEL - Commercial Panel Doors
RI - Regent, Handed
VENEER-5 - Wood Veneer Doors (5 Ply)

Door Type

F - Flush
FG - Full Glass
FG10 - Full Glass 2x5
FG18 - Full Glass 3x6
FG8 - Full Glass 2x4
G - Half Glass
G - Half Glass
G2 - Half Glass 1x2
G4 - Half Glass 2x2
HG - 24"x30" Half Glass
N425 - 4"x25" Narrow Lite
N636 - 6" x 36" Narrow lite
V - 10" x 10" Vision lite

Frame Construction

KD - Knock-Down
KD - Knock-Down
KD - Knock-Down
V2 - Full Face Weld

Frame Mat'l

A40 - A40 Galvanneal
A60 - A60 Galvanneal Steel
CRS - Cold Rolled Steel

CRS - Cold Rolled Steel

Frame Profile

AS - Masonry
DQ - Drywall, Equal Rabbet
DU - Drywall, Unequal Rabbet
SQ - Equal Rabbet
SU - Unequal Rabbet
TA-23 - Aluminum Casing
TA-8 - Steel Casing

Frame Series

AS - Masonry frames for 1 3/4" doors
C - 18ga. Prefinished Frames
D - Drywall Frames
S - Masonry Frames

Hand

LH - Left Hand
LHA - Left Hand Active
R-RHR - Left Hand, Double Egress
RH - Right Hand
RHA - Right Hand Active

Label

CU - UL 3/4 Hour "C"
TW - WH 20 Minute



AVAware Technologies
 2897 Brighton Rd.
 Oakville, ON, L6H 6C9

Northwest Conference & Trade Centre
 City, State
 Job No. RR1-010A

Lite Kit

4885 - Steel, Flush Welded, 1/2"
Glass

C/O - Cutout Only

C/O - Cut Out Only

SLIMTRIM - SlimTrim, Galvanneal Steel






Sample



AVAware Technologies
2897 Brighton Rd.
Oakville, ON, L6H 6C9

Northwest Conference & Trade Centre
City, State
Job No. RR1-010A






Openings Schedule

Qty	Opening Number(s)	Elevation	Nominal Width	Nominal Height	Type	Hand	Label	Frame Series	Frame Mat'l	Frame Gauge	Frame Catalog	Frame Profile	Jamb Depth	Facing (Jamb, Hd)	Frame Construction	Door Series	Door Mat'l	Door Gauge	Door Thickness	Door Type	Lite Kit	Door Core	Door Seam	Door Edge	Door Finish	Hardware Group	Remarks
2	101, 104	E-1	36"	96"	Single	RH		AS	A40	16	Daybar	AS	5 3/4"		KD	RI	CRS	18	1 3/4"	G	C/O	HC	SEM		PG	A.1	
4	112, 113, 114, 115	E-2	42"	84"	Single	LH		S	CRS	16	Ceco	SU	5 3/4"		KD	RI	CRS	18	1 3/4"	FG	4885	HC	SEM		PG	A	
4	116, 117, 199, 122	E-2	38"	84"	Single	LH	TW	S	CRS	16	Ceco	SQ	5 3/4"		V2	RI	CRS	18	1 3/4"	G2	SLIMTRIMHC		SEM		PG	A.2	
1	118		36"	84"	Single	RH		S	CRS	16	Ceco	SU	5 3/4"		KD	RI	CRS	16	1 3/4"	N636	4885	HC	W/SEM		PG	A	
																											
1	121	E-19	36", 36"	84"	Pair	RHA		S	CRS	16	Ceco	SU	5 3/4"		KD	RI	CRS	18	1 3/4"	N636	C/O	HC	SEM		PG	B	
																											
1	123	E-3	36"	84"	Single	LH		C	CRS	18	Timely	TA-23	5 3/4"	1 25/32"	KD	VENEER-5	BIRCH-RC	1 3/4"	N425	METAL	SHC			SOFTWOPRIMED	A		
1	125	E-4	36"	84"	Single	LH		C	CRS	18	Timely	TA-8	5 3/4"	1 23/32"	KD	VENEER-5	WHT-BIRCH-RC	1 3/4"	HG	METAL	PC			HARDWOPRIMED	A		
5	124, 129, 131, 136, 137	E-2	36"	84"	Single	LH	CU	D	CRS	16	Ceco	DU	5 3/4"		KD	RI	CRS	16	1 3/4"	G	4885	HC	SEM		PG	A	
1	127						CU	S	A60	16	Ceco	SU	5 3/4"		KD												
																											
1	134	E-2	36"	84"	Single	LH	CU	S	A60	16	Ceco	SU	5 3/4"		KD	RI	CRS	16	1 3/4"	FG10	C/O	HC	SEM		PG	A	
1	128		36"	84"	Single	RH		S	CRS	16	Ceco	SU	4 3/4"		KD	RI	CRS	18	1 3/4"	G4	C/O	HC	SEM		PG	A	
																											
1	132	E-2	36"	84"	Single	LH		S	CRS	16	Ceco	SU	5 3/4"		KD	RI	CRS	18	1 3/4"	G	C/O	HC	SEM		PG	A	
1	133	E-2	36"	84"	Single	LH		S	CRS	16	Ceco	SQ	5 3/4"		KD	RI	CRS	16	1 3/4"	G	C/O	HC	SEM		PG	A	
1	135	E-1	36"	84"	Single	RH		S	CRS	16	Ceco	SQ	8 1/4"		KD	RI	CRS	16	1 3/4"	G	C/O	HC	SEM		PG	A	
1	200	E-5	36", 36"	84"	Pair	R-RHR		S	CRS	16	Ceco	SQ	6"		KD	RI	CRS	16	1 3/4"	G	4885	HC	W/SEM		PG	B	
1	202	E-6	36", 36"	84"	Pair	LHA		D	CRS	16	Ceco	DD	6"		KD	RI	CRS	16	1 3/4"	G	4885	HC	W/SEM		P_	B	
10	300, 302, 304, 307, 308, 309, 310, 501, 503, 505	E-1	38"	84"	Single	RH		D	CRS	16	Ceco	DU	4 3/4"		KD	RI	CRS	18	1 3/4"	V	C/O	HC	SEM		PG	C	
1	301		36"	86"	Single	LH		S	CRS	16	Ceco	SU	5 3/4"		KD	RI	CRS	18	1 3/4"	G2	C/O	HC	W/SEM		PG	A	
																											
		E-01																									



AVAware Technologies
2897 Brighton Rd.
Oakville, ON, L6H 6C9

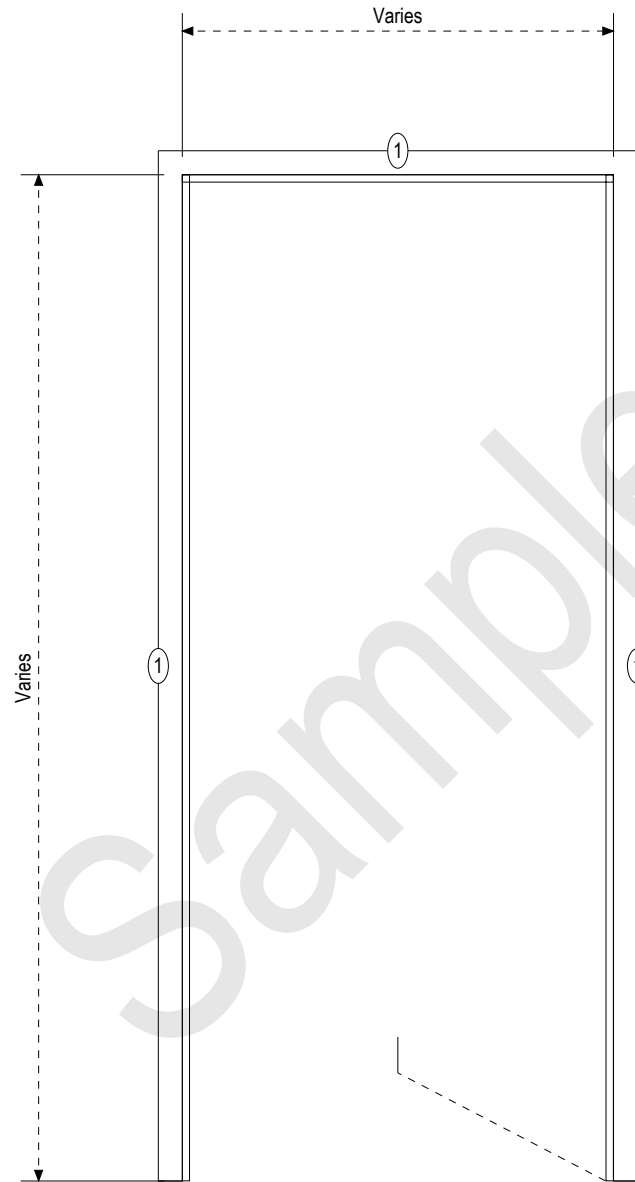
Northwest Conference & Trade Centre
City, State
Job No. RR1-010A

Qty	Opening Number(s)	Elevation	Nominal Width	Nominal Height	Type	Hand	Label	Frame Series	Frame Mat'l	Frame Gauge	Frame Catalog	Frame Profile	Jamb Depth	Facing (Jamb, Hd)	Frame Construction	Door Series	Door Mat'l	Door Gauge	Door Thickness	Door Type	Lite Kit	Door Core	Door Seam	Door Edge	Door Finish	Hardware Group	Remarks	
1	303		36"	84"	Single	LH		S	CRS	16	Ceco	SU	5 3/4"		KD	RI	CRS	18	1 3/4"	G	4885	HC	W/SEM		PG	A.1		
		E-07																										
1	305		36"	84"	Single	LH		S	CRS	16	Ceco	SU	5 3/4"		KD	RI	CRS	18	1 3/4"	G	C/O	HC	SEM		PG	A		
		E-27																										
1	306		38"	84"	Single	RH		D	CRS	16	Ceco	DQ	4 3/4"		KD	RI	CRS	18	1 3/4"	F	C/O	HC	SEM		PG	C		
2	402, 407		E-1	48"	90"	Single	LH		S	CRS	16	Ceco	SU	5 3/4"		KD	RI	CRS	18	1 3/4"	G	4885	HC	SEM		PG	D	
1	507		E-2	36"	84"	Single	LH		S	CRS	16	Ceco	SU	4 3/4"		KD	RI	CRS	18	1 3/4"	FG8	SLIMTRIMHC	SEM		PG	B		
1	508		36" / 36"	82" / 82"	2 Singles	LH / RH		S	CRS	16	Ceco	SQ	5 3/4"		KD	C-PANEL	SM-MASONITE	1 3/4"		COLONISMETAL	FPC			SOFTWOPRIMED	A.2			
		E-10																										
1	509		36" / 36"	84" / 84"	2 Singles	LHR / RHR		S	CRS	16	Ceco	SQ	4 3/4"		KD	RI	CRS	18	1 3/4"	FG18	C/O	HC	SEM		PG	A.2		
		AVAcad Custom 1																										
		AVAcad Custom 2																										



AVAware Technologies
 2897 Brighton Rd.
 Oakville, ON, L6H 6C9

Northwest Conference & Trade Centre
 City, State
 Job No. RR1-010A

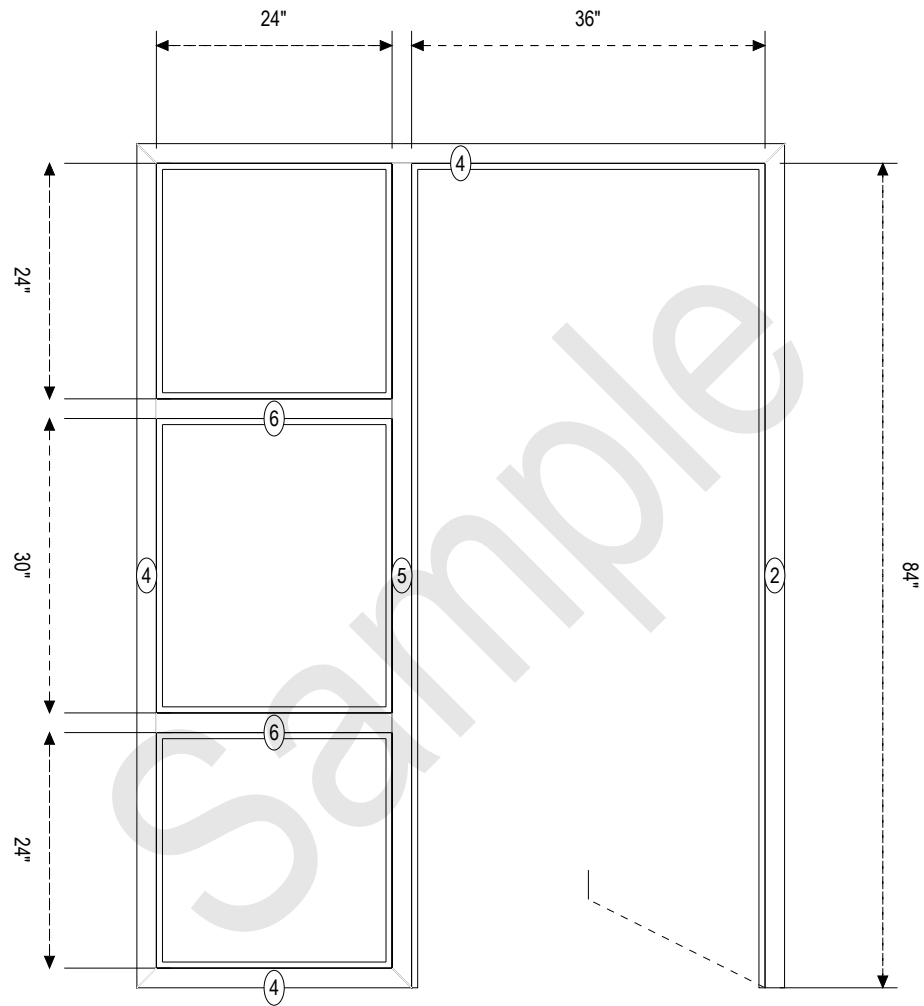


E-1



AVAware Technologies
2897 Brighton Rd.
Oakville, ON, L6H 6C9

Northwest Conference & Trade Centre
City, State
Job No. RR1-010A

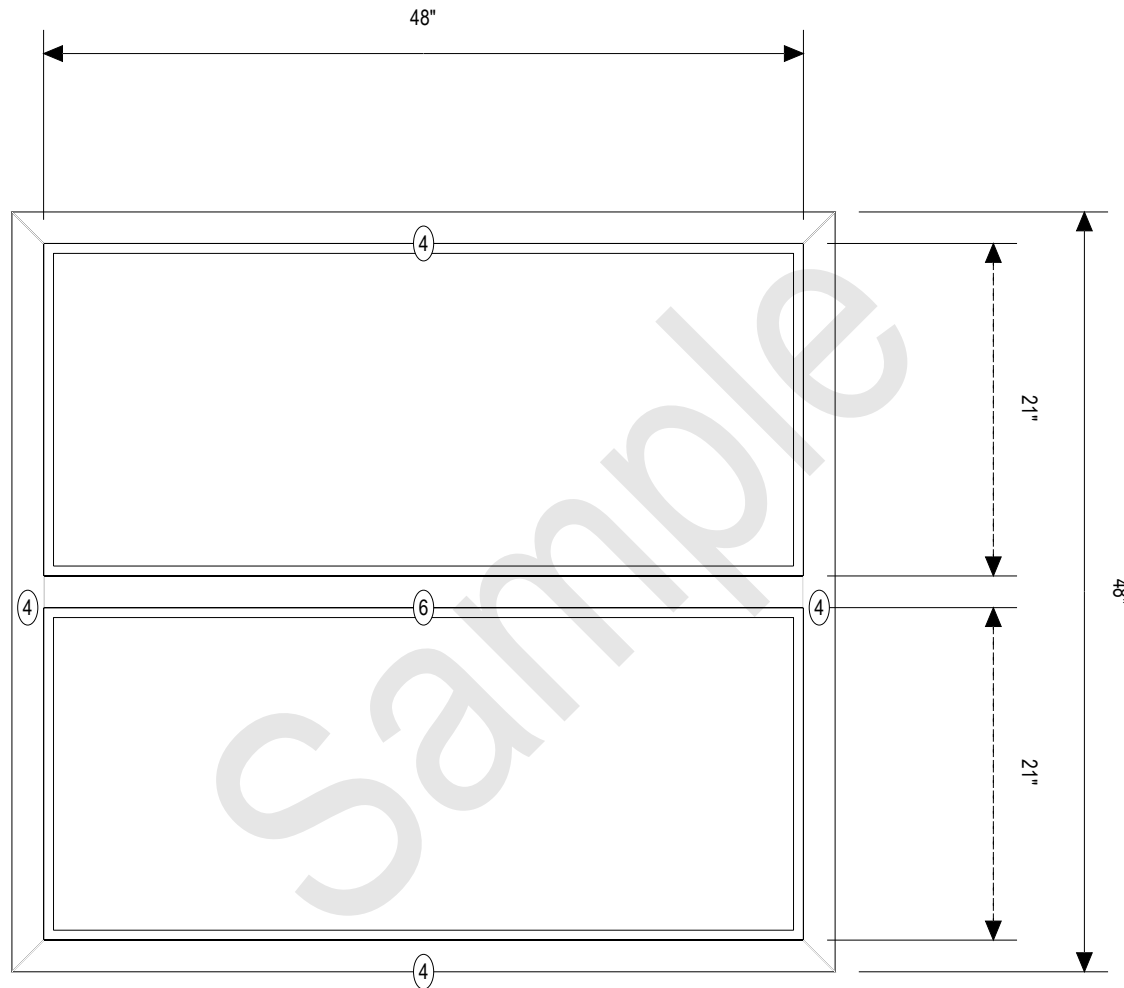


E-19



AVAware Technologies
 2897 Brighton Rd.
 Oakville, ON, L6H 6C9

Northwest Conference & Trade Centre
 City, State
 Job No. RR1-010A

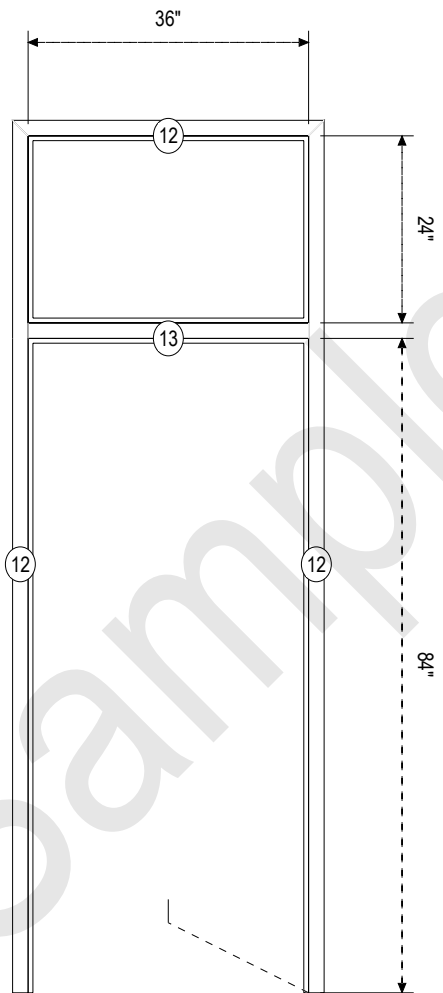


E-14



AVAware Technologies
2897 Brighton Rd.
Oakville, ON, L6H 6C9

Northwest Conference & Trade Centre
City, State
Job No. RR1-010A

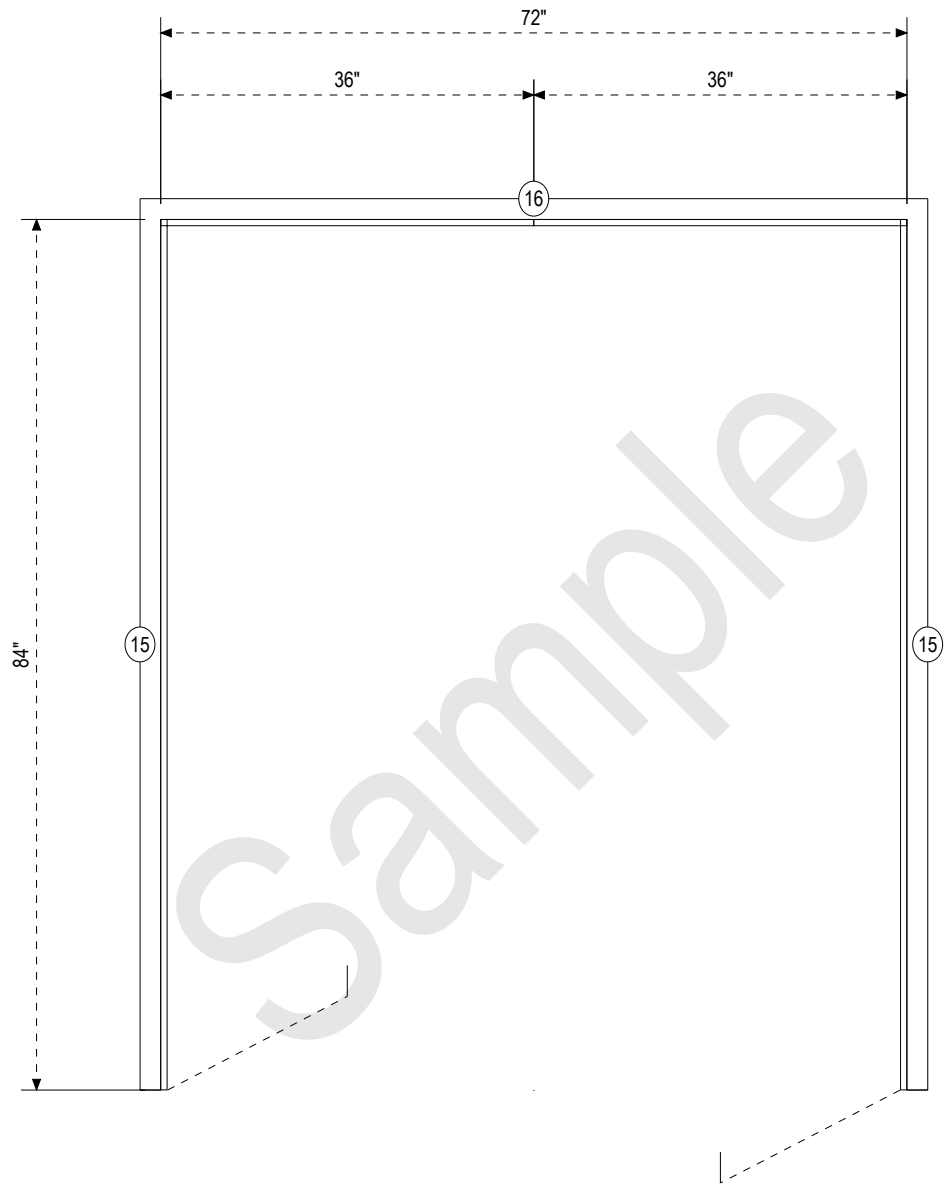


E-05



AVAware Technologies
2897 Brighton Rd.
Oakville, ON, L6H 6C9

Northwest Conference & Trade Centre
City, State
Job No. RR1-010A

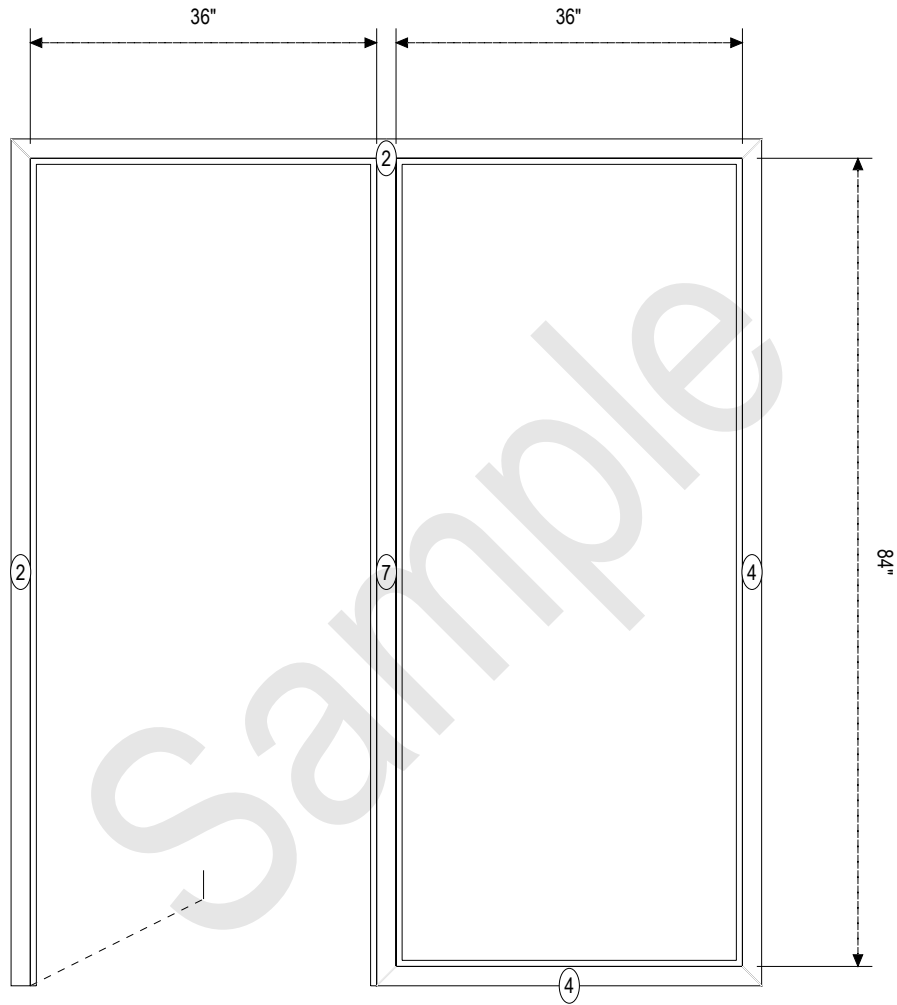


E-5



AVAware Technologies
2897 Brighton Rd.
Oakville, ON, L6H 6C9

Northwest Conference & Trade Centre
City, State
Job No. RR1-010A

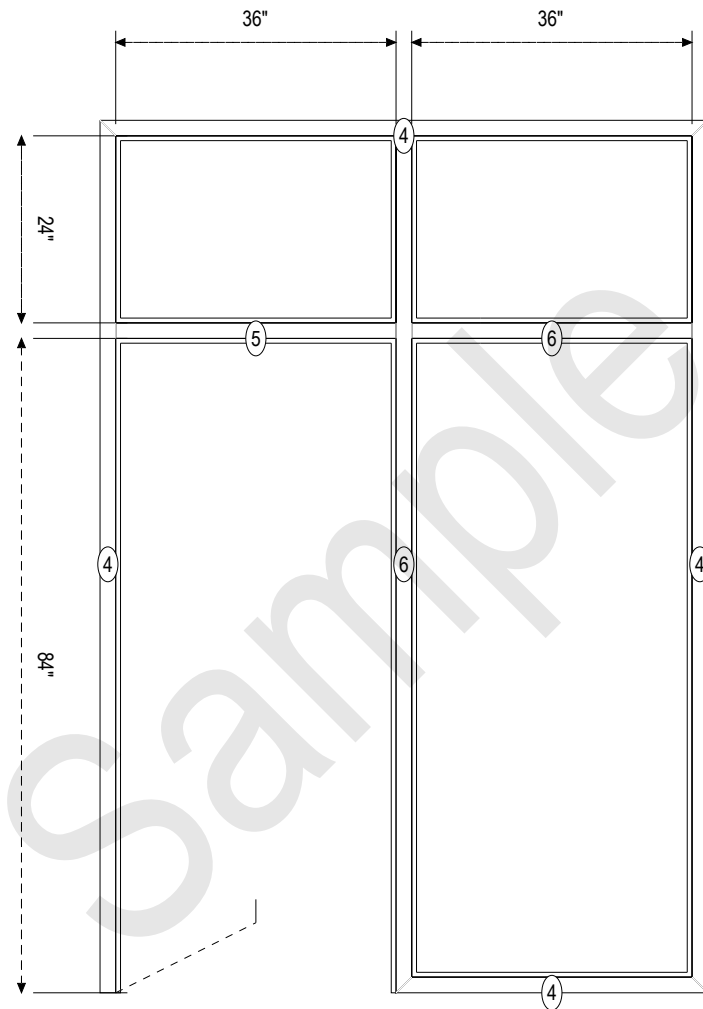


E-01



AVAware Technologies
2897 Brighton Rd.
Oakville, ON, L6H 6C9

Northwest Conference & Trade Centre
City, State
Job No. RR1-010A

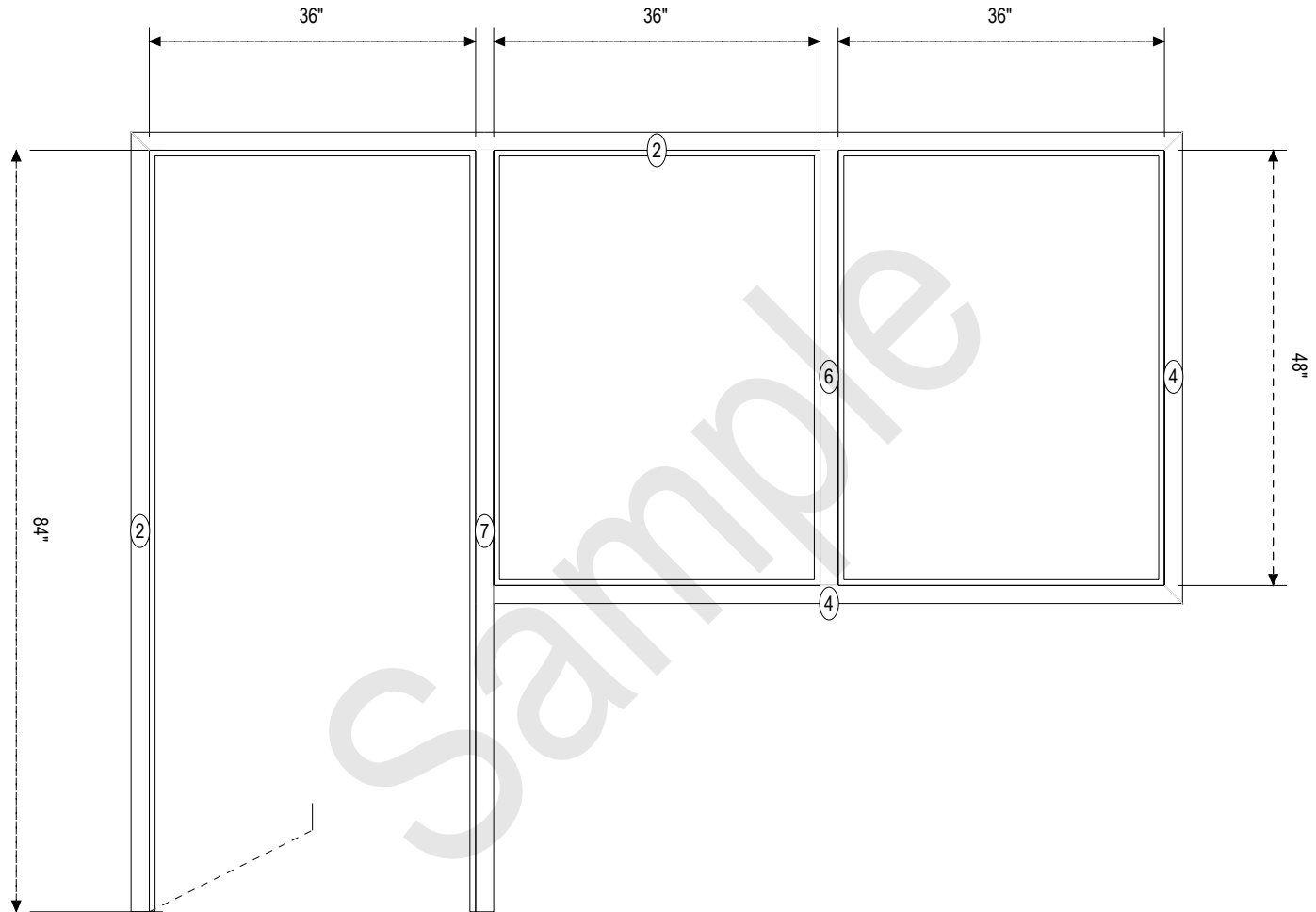


E-07



AVAware Technologies
2897 Brighton Rd.
Oakville, ON, L6H 6C9

Northwest Conference & Trade Centre
City, State
Job No. RR1-010A

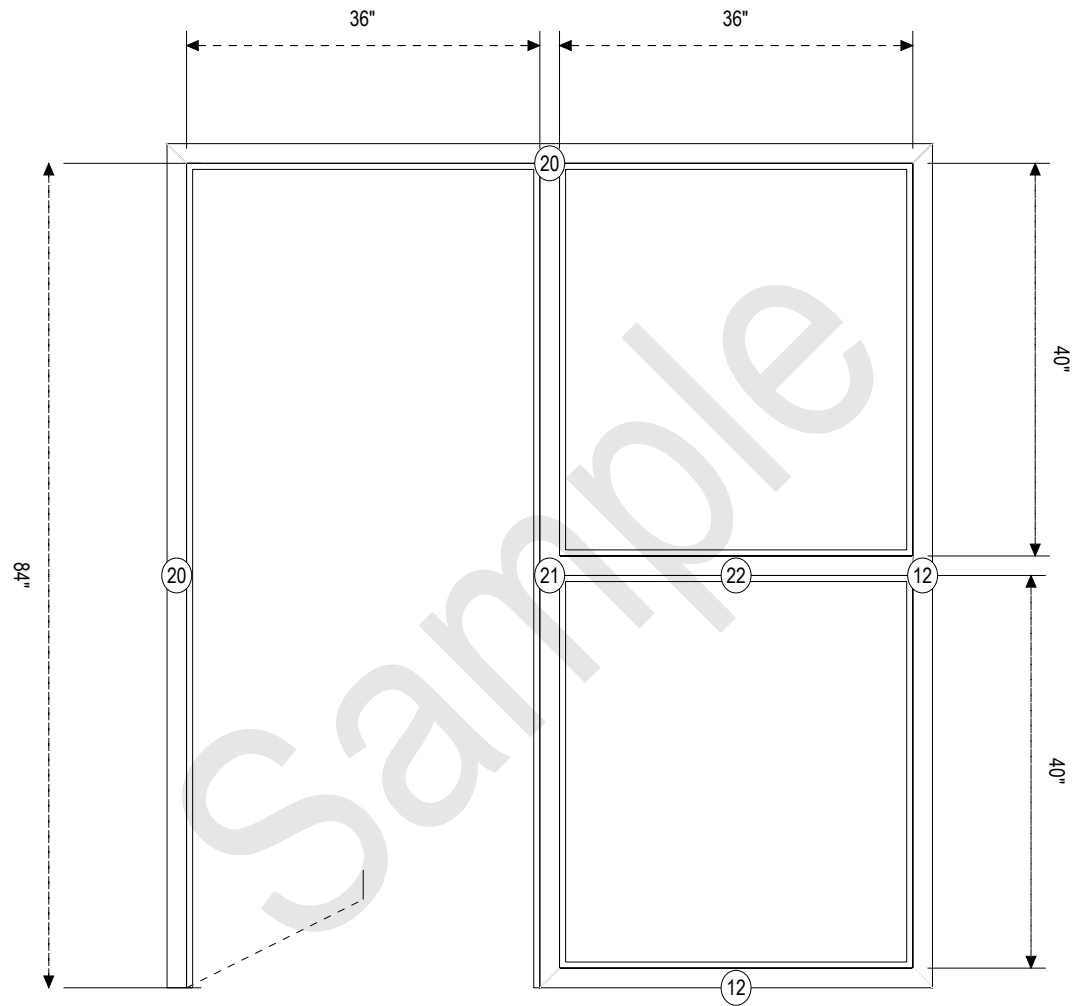


E-27



AVAware Technologies
 2897 Brighton Rd.
 Oakville, ON, L6H 6C9

Northwest Conference & Trade Centre
 City, State
 Job No. RR1-010A

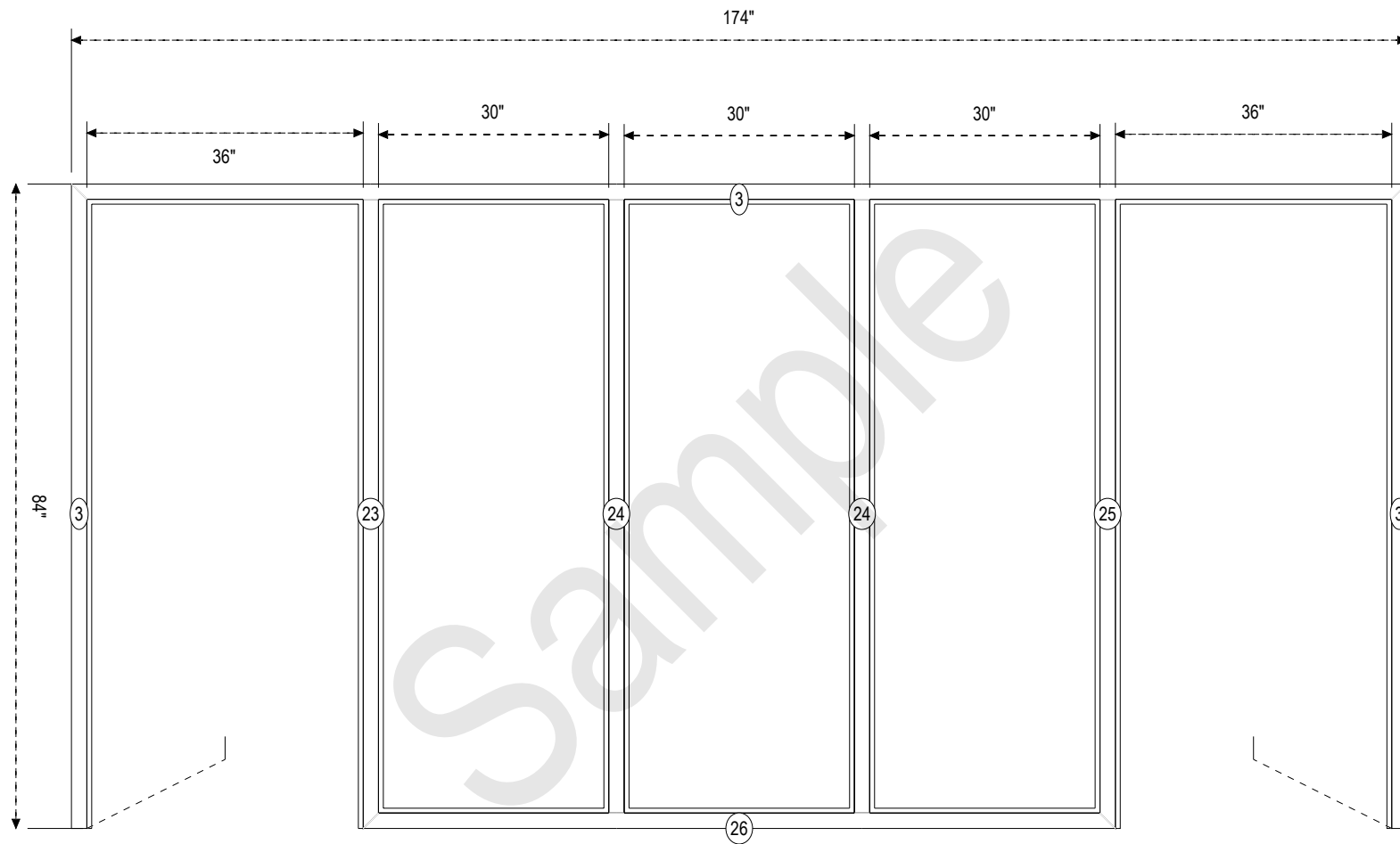


E-10



AVAware Technologies
 2897 Brighton Rd.
 Oakville, ON, L6H 6C9

Northwest Conference & Trade Centre
 City, State
 Job No. RR1-010A

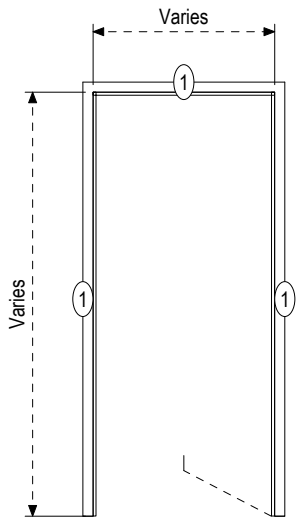


AVAcad Custom 1

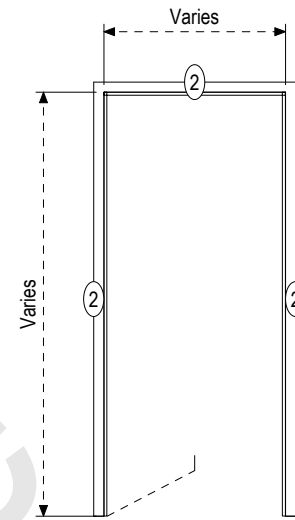


AVAware Technologies
 2897 Brighton Rd.
 Oakville, ON, L6H 6C9

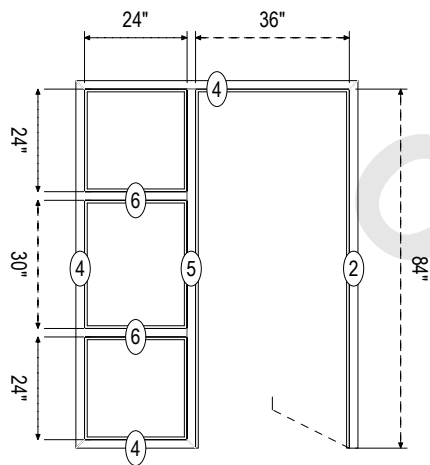
Northwest Conference & Trade Centre
 City, State
 Job No. RR1-010A



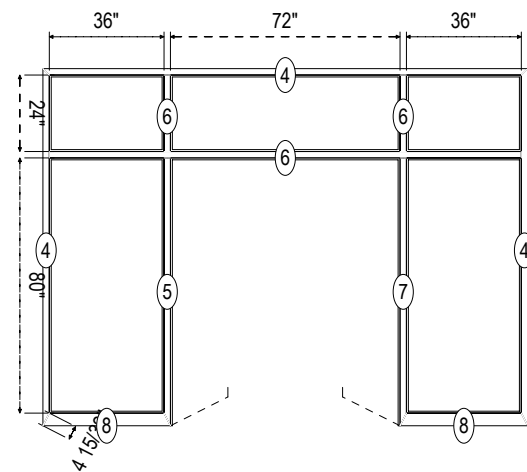
E-1



E-2



E-19

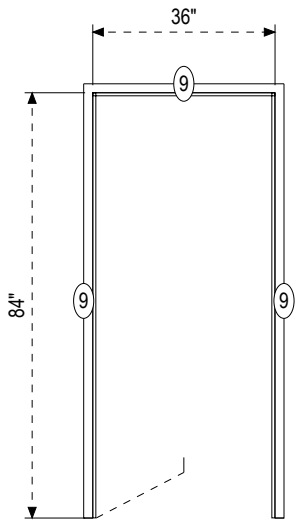


E-24

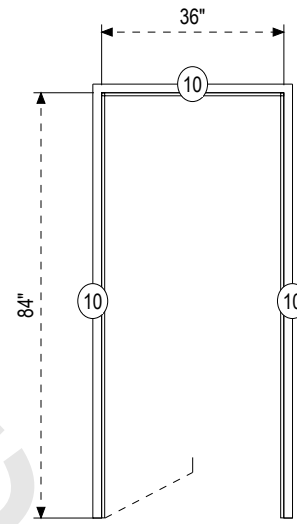


AVAware Technologies
 2897 Brighton Rd.
 Oakville, ON, L6H 6C9

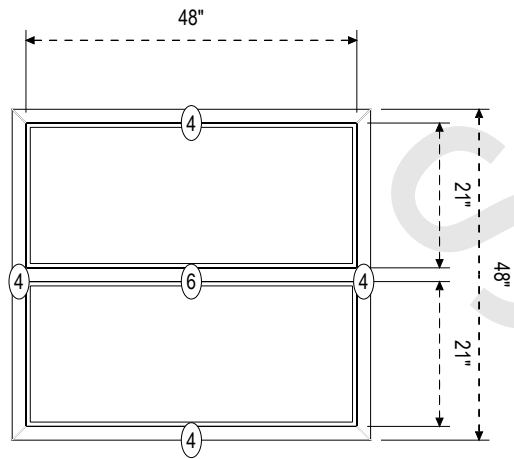
Northwest Conference & Trade Centre
 City, State
 Job No. RR1-010A



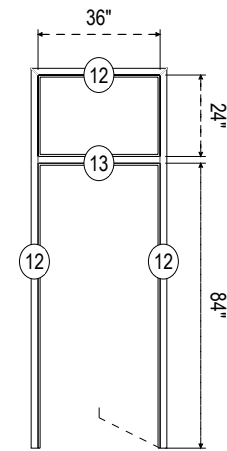
E-3



E-4



E-14

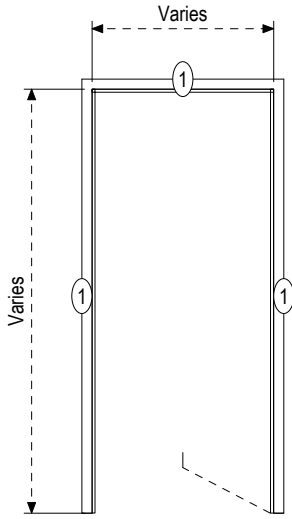


E-05

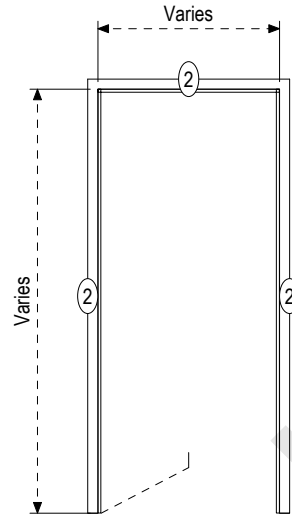


AVAware Technologies
 2897 Brighton Rd.
 Oakville, ON, L6H 6C9

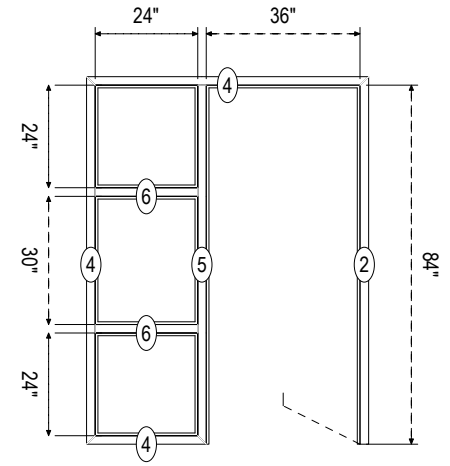
Northwest Conference & Trade Centre
 City, State
 Job No. RR1-010A



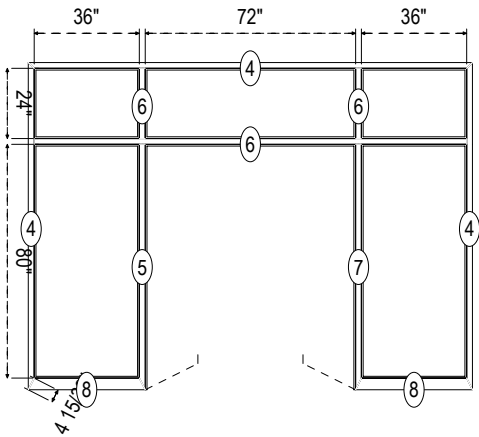
E-1



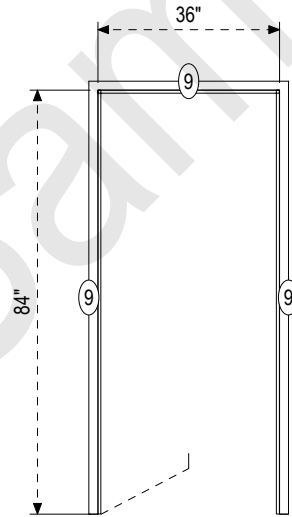
E-2



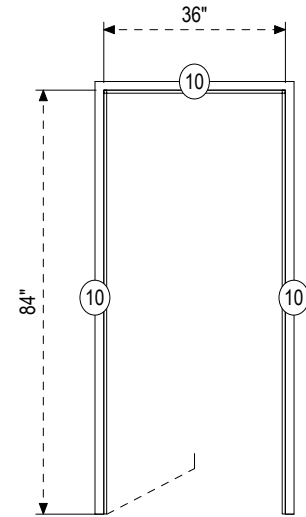
E-19



E-24



E-3

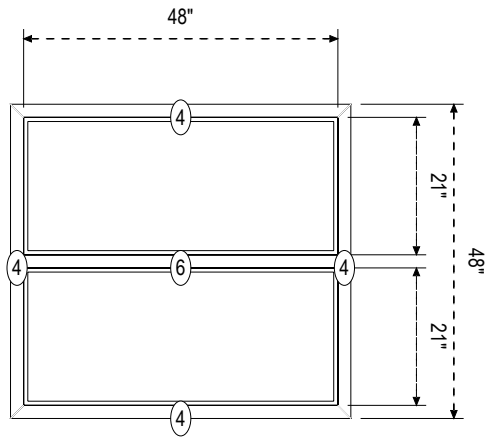


E-4

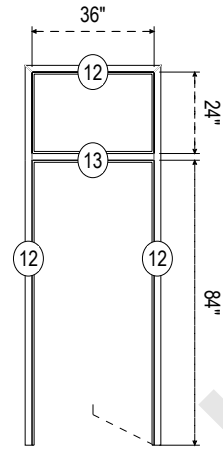


AVAware Technologies
 2897 Brighton Rd.
 Oakville, ON, L6H 6C9

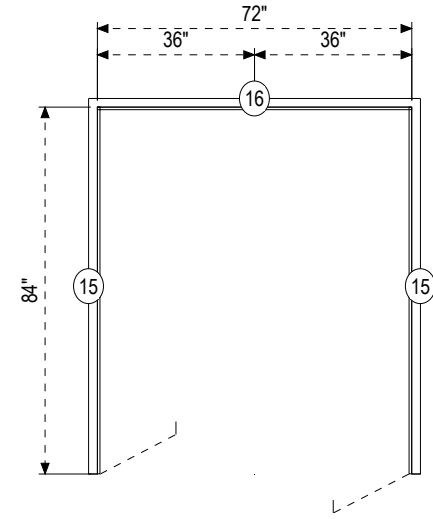
Northwest Conference & Trade Centre
 City, State
 Job No. RR1-010A



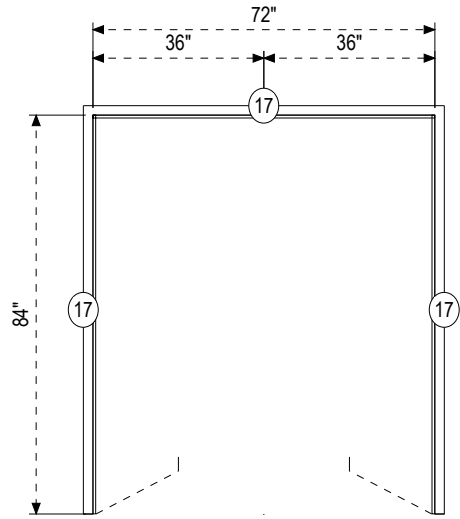
E-14



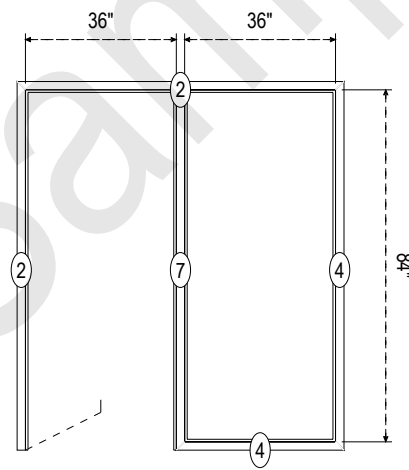
E-05



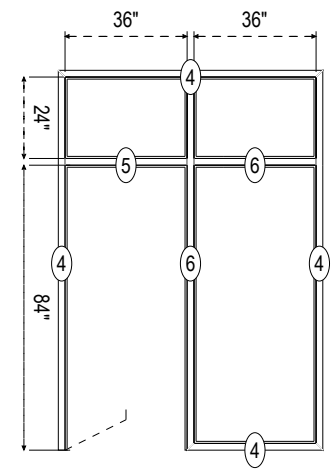
E-5



E-6



E-01

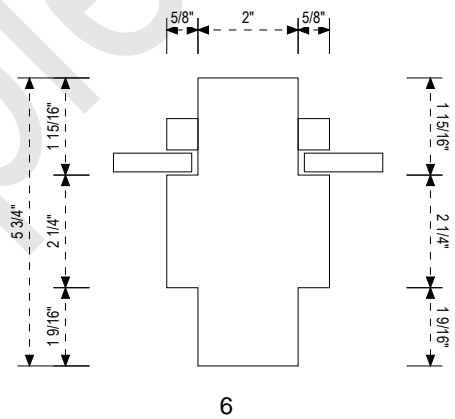
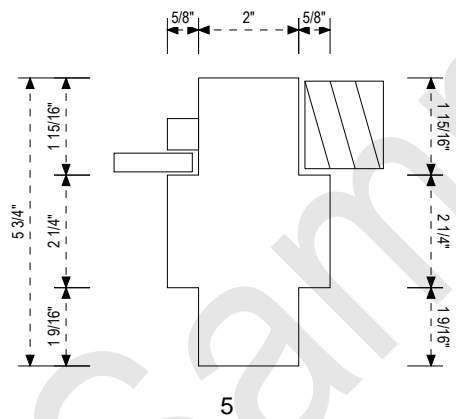
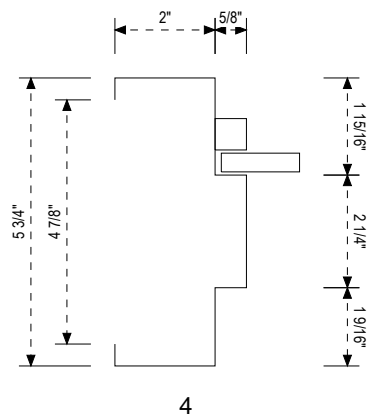
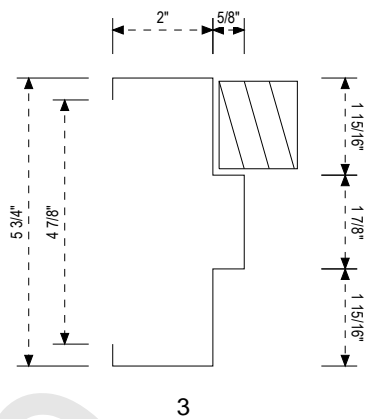
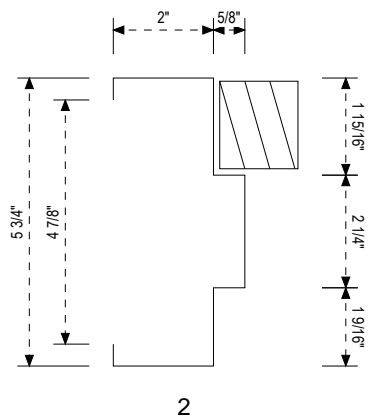
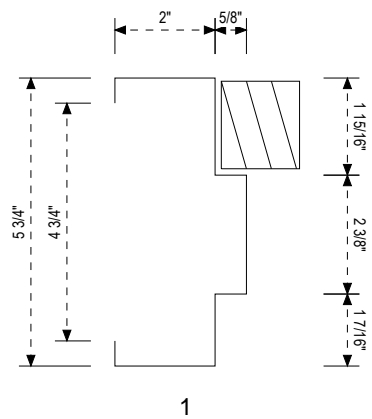


E-07



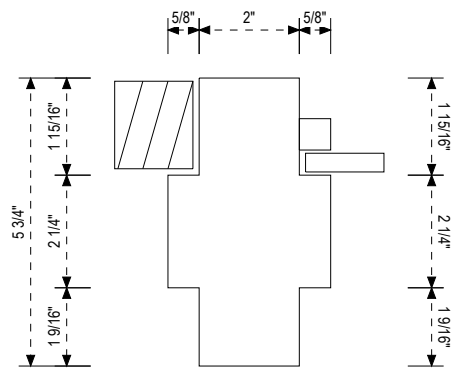
AVAware Technologies
 2897 Brighton Rd.
 Oakville, ON, L6H 6C9

Northwest Conference & Trade Centre
 City, State
 Job No. RR1-010A

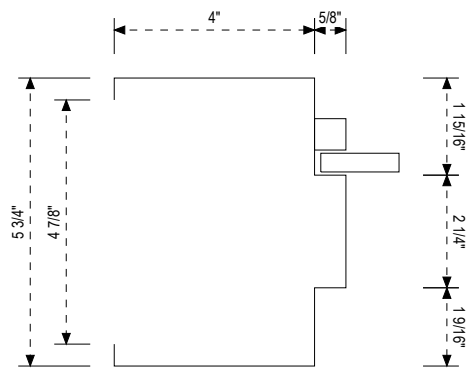


AVAware Technologies
 2897 Brighton Rd.
 Oakville, ON, L6H 6C9

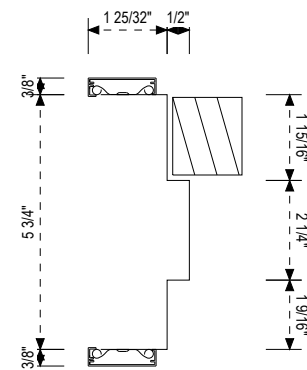
Northwest Conference & Trade Centre
 City, State
 Job No. RR1-010A



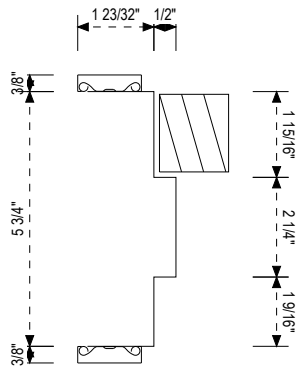
7



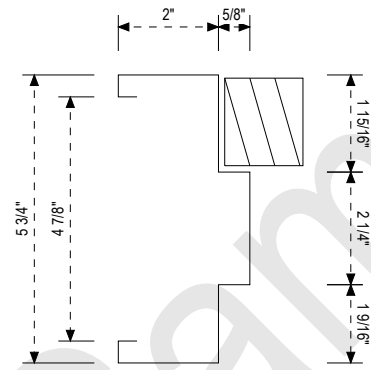
8



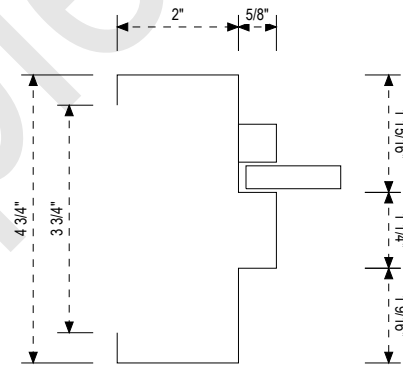
9



10



11

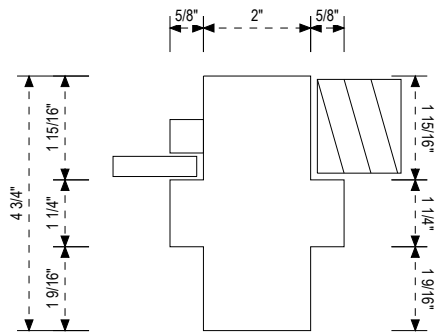


12

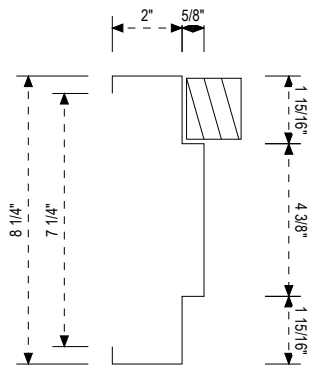


AVAware Technologies
 2897 Brighton Rd.
 Oakville, ON, L6H 6C9

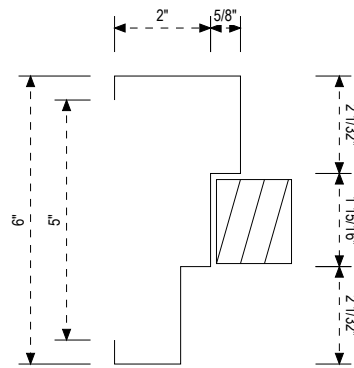
Northwest Conference & Trade Centre
 City, State
 Job No. RR1-010A



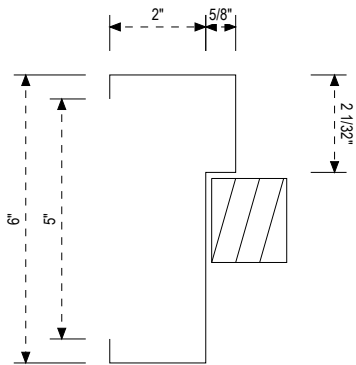
13



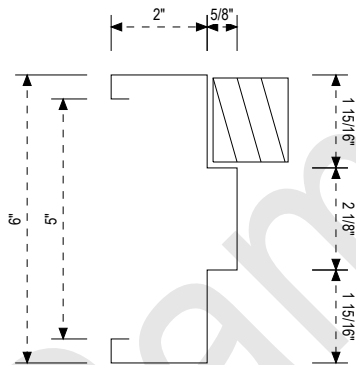
14



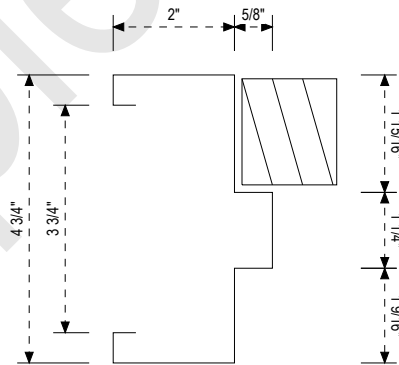
15



16



17

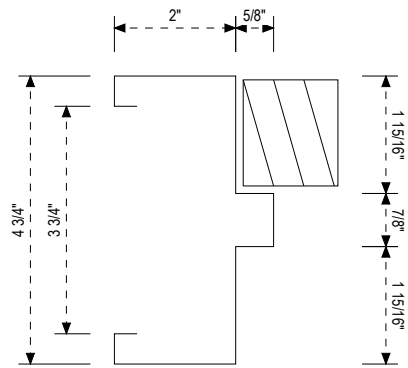


18

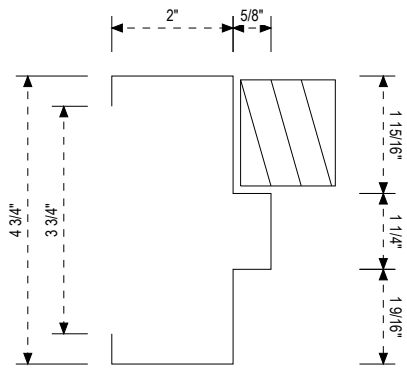


AVAware Technologies
2897 Brighton Rd.
Oakville, ON, L6H 6C9

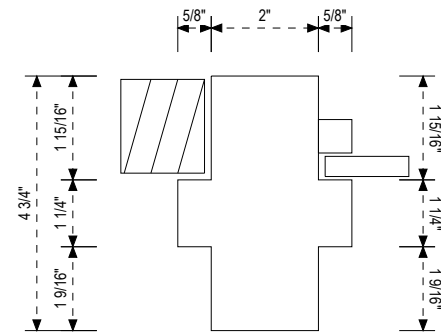
Northwest Conference & Trade Centre
City, State
Job No. RR1-010A



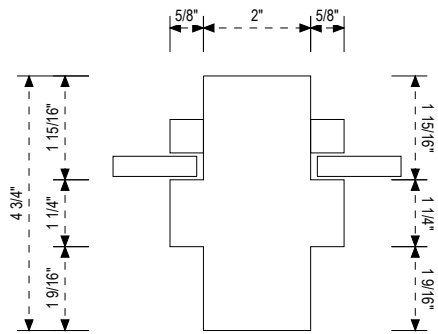
19



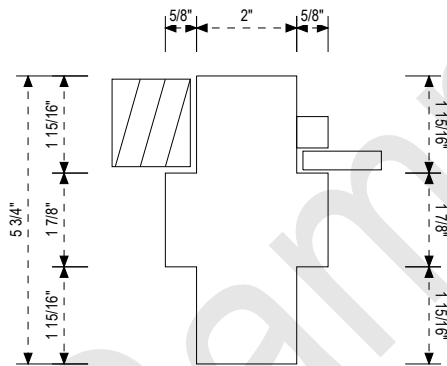
20



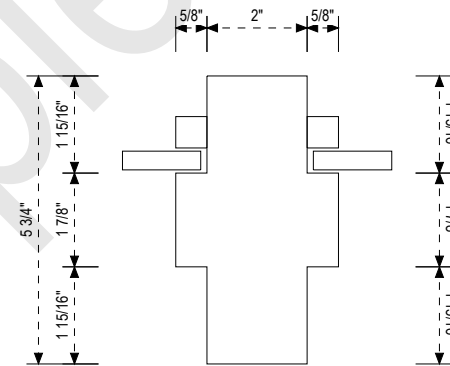
21



22



23

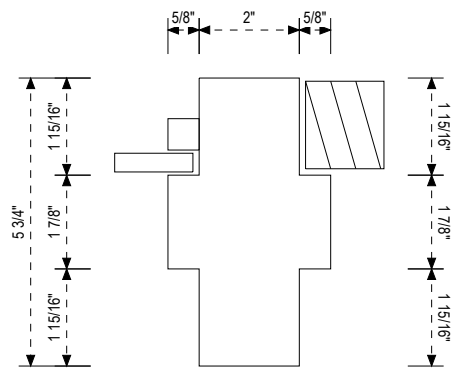


24

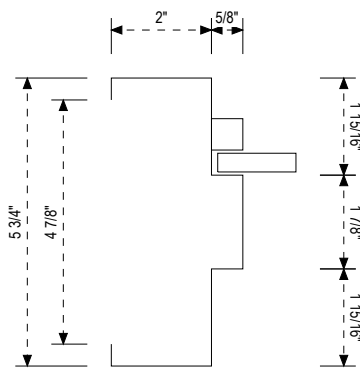


AVAware Technologies
2897 Brighton Rd.
Oakville, ON, L6H 6C9

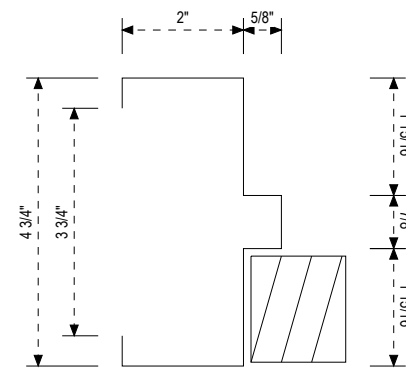
Northwest Conference & Trade Centre
City, State
Job No. RR1-010A



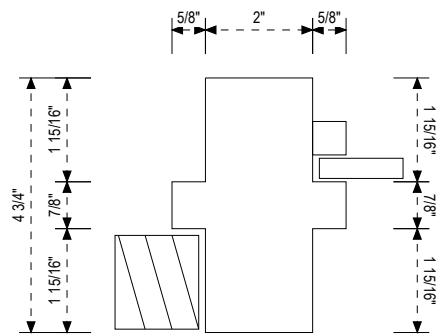
25



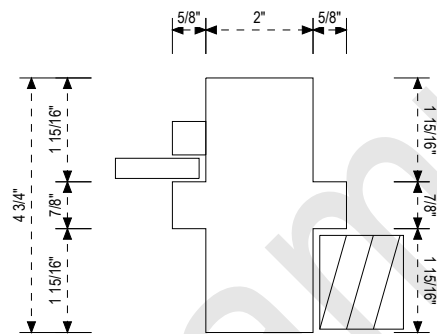
26



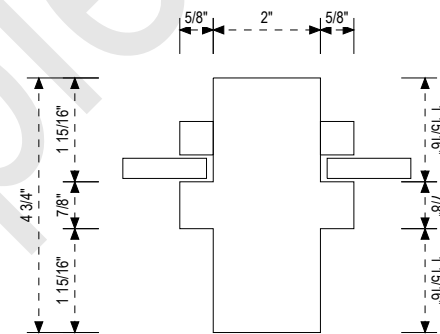
27



28



29



30



AVAware Technologies
 2897 Brighton Rd.
 Oakville, ON, L6H 6C9

Northwest Conference & Trade Centre
 City, State
 Job No. RR1-010A


'R' System Components



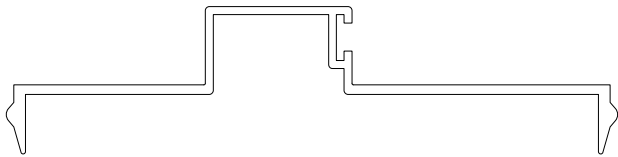
Door Stop Snap (302R)
(302R/402R)



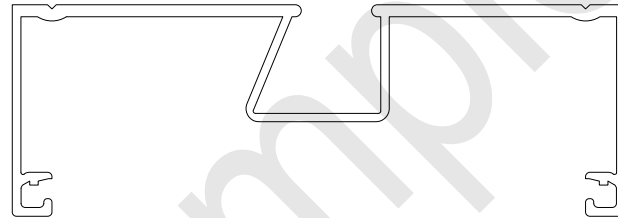
Flat Top Float Track (303F)
(303F/403F)



Standard Partition Track (303R)
(303R/403R)



Snap-On Header (305R)
(305R/405R)

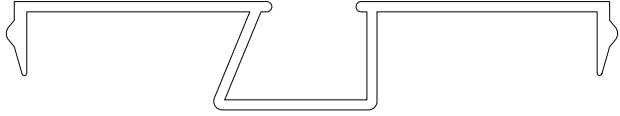


Glazing Mullion/Jamb (306R)
(306R/406R)

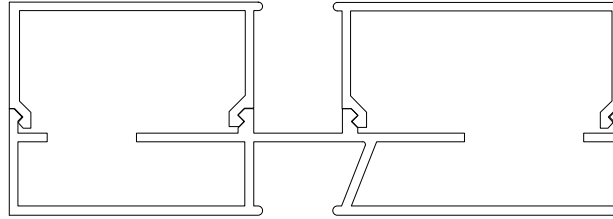


AVAware Technologies
2897 Brighton Rd.
Oakville, ON, L6H 6C9

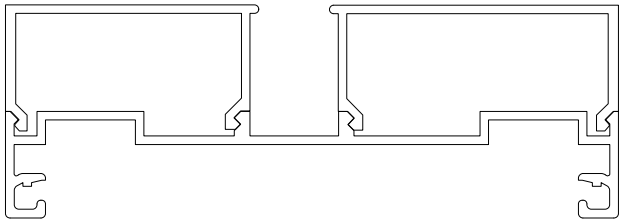
Northwest Conference & Trade Centre
City, State
Job No. RR1-010A



Glazing Member (307R)
(307R/407R)



Horizontal Glazing Mullion (308M-309R-309RL)
(308M/309R/309RL)



Ceiling Base and Glazing Snap (308R-309R-309RL)
(308R/309R/309RL)



Reveal Float Top Track (310)
(310/410)

Sample



AVAware Technologies
2897 Brighton Rd.
Oakville, ON, L6H 6C9


Northwest Conference & Trade Centre
City, State
Job No. RR1-010A



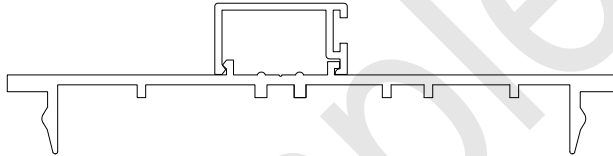
Glazing 'H' Mullion (311R)
(311R/411R)



Flat Snap (312R)
(312R/412R)



Partition Casing (313R)
(313R/413R)



Snap-On Jamb (314R)
(314R/414R)

Sample

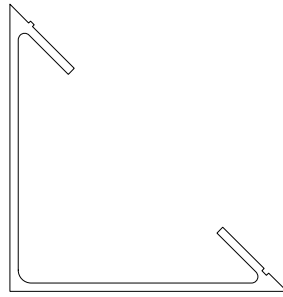


AVAware Technologies
2897 Brighton Rd.
Oakville, ON, L6H 6C9

Northwest Conference & Trade Centre
City, State
Job No. RR1-010A




Corner Glazing Mullion (325R)
(325R/425R)




Corner Mullion Closure Plate (326R)
(326R/426R)




Angle Closure Plate (327R)
(327R/427R)




Ceiling Moulding (333-332)
(333/332)



Ceiling Trim (336V)
(336V)



Vinyl Corners
(336VO-336VI)
(336VO/336VI)



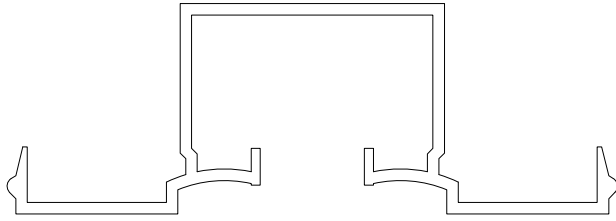
Corners Glazing Mullion
(337)
(337)

Sample



AVAware Technologies
2897 Brighton Rd.
Oakville, ON, L6H 6C9

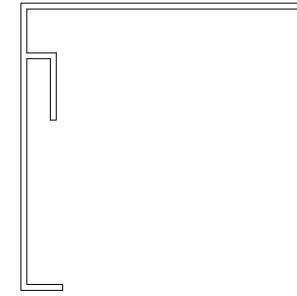
Northwest Conference & Trade Centre
City, State
Job No. RR1-010A



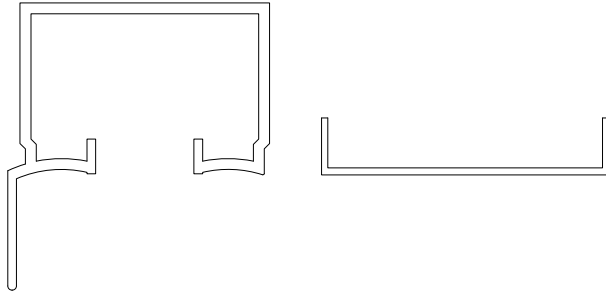
Bifold Door Track (350R)
(350R/450R)



Pocket Door Jamb (453)
(453)




Pocket Door Split Trim (454)
(454)



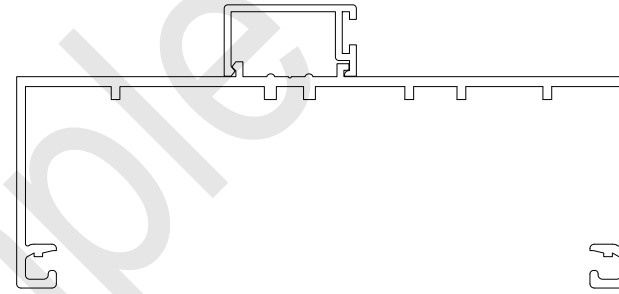
Bypass Door Track (455)
(455)



Sliding Door Floor Track (464)
(464)



Mohair Sound Seal (A-1)
(A-1)



Conventional Jamb (RAF)
(RAF-1/RAF-2/RAF-3)



AVAware Technologies
2897 Brighton Rd.
Oakville, ON, L6H 6C9

Northwest Conference & Trade Centre
City, State
Job No. RR1-010A



5/8" Plywood Shim (W-5)
(W-5)

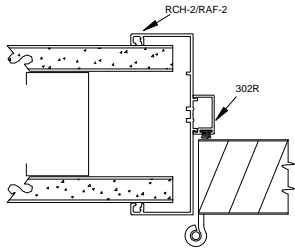
Sample



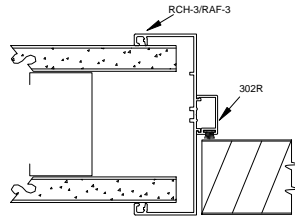
AVAware Technologies
2897 Brighton Rd.
Oakville, ON, L6H 6C9

Northwest Conference & Trade Centre
City, State
Job No. RR1-010A

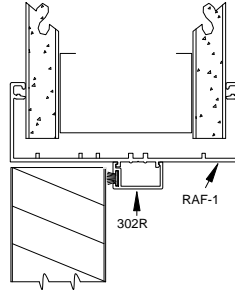
'R' System Details



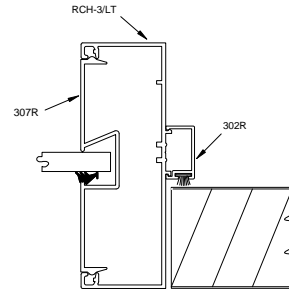
Hinge Jamb (R300-01)



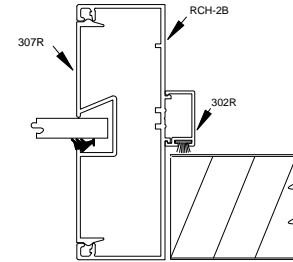
Strike Jamb (R300-02)



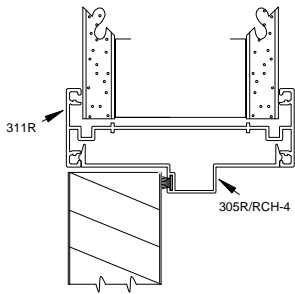
Conventional Header (R300-03)



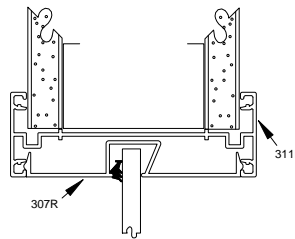
Strike Jamb w/Side Lite (R300-04)



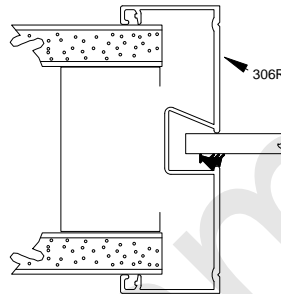
Hinge Jamb w/Side Lite (R300-05)



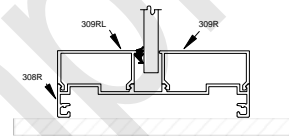
Header w/Side Site (R300-06)



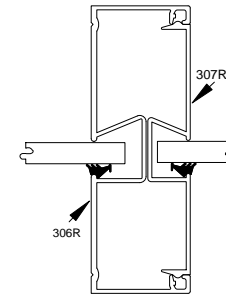
Conv. Glazing Header (R300-07)



Glazing Jamb (R300-08)



Glazing Sill at Floor (R300-09)

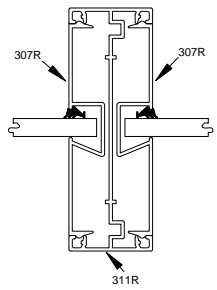


Glazing Mullion (R300-10)

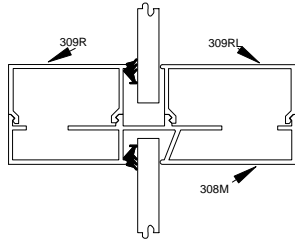


AVAware Technologies
2897 Brighton Rd.
Oakville, ON, L6H 6C9

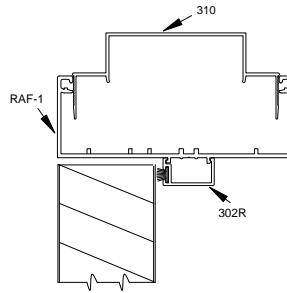
Northwest Conference & Trade Centre
City, State
Job No. RR1-010A



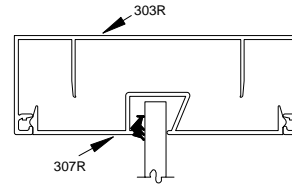
Glazing H-Mullion
(R300-11)



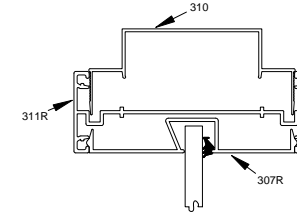
Glazing Mullion w/Snap
(R300-12)



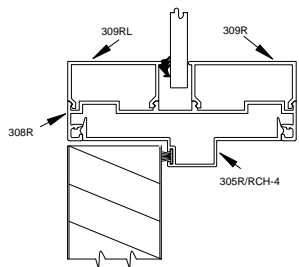
Reveal Door Header
(R300-13)



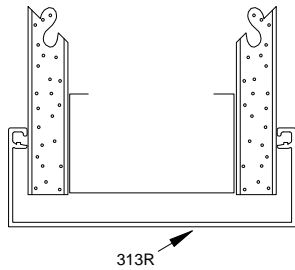
Glazing Top Track
(R300-14)



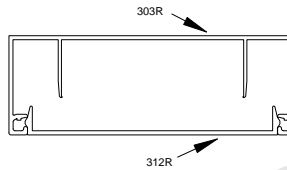
Reveal Glazing Header
(R300-15)



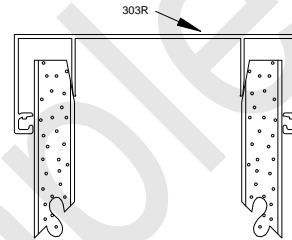
Transom Door Header
(R300-16)



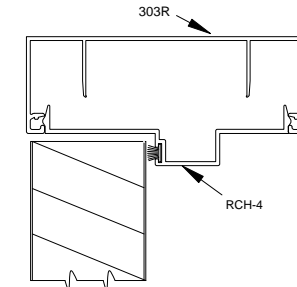
Partition Casing (R300-17)



Top Track Header/Cased
Open (R300-18)



Top Track Drywall Header
(R300-19)

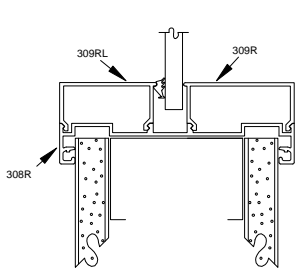


Top Track Door Header
(R300-20)

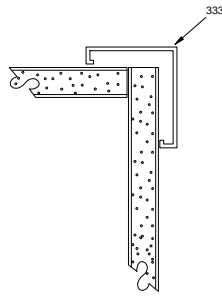


AVAware Technologies
2897 Brighton Rd.
Oakville, ON, L6H 6C9

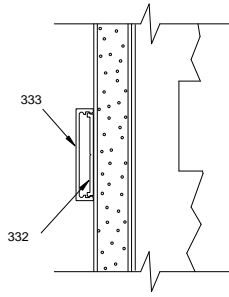
Northwest Conference & Trade Centre
City, State
Job No. RR1-010A



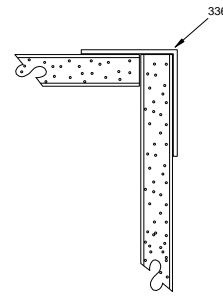
Glazing Sill at Wall
(R300-21)



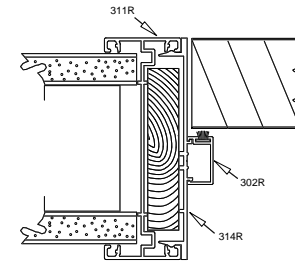
Outside Corner w/Stand
Off (R300-22)



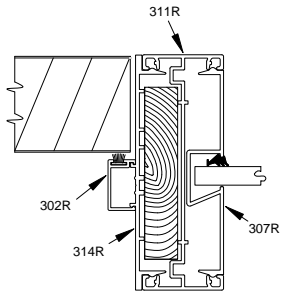
Top Trim w/Wall Clip
(R300-23)



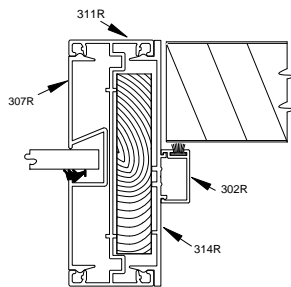
Outside Corner (R300-24)



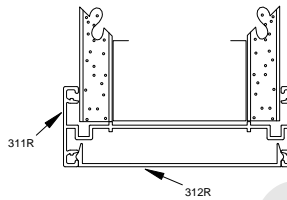
Transom Hinge Jamb
(R300-25)



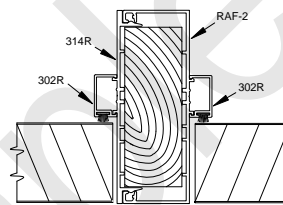
Transom Strike Jamb
(R300-26)



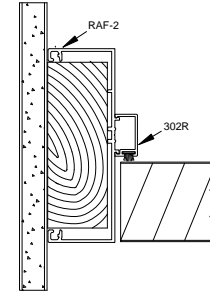
Hinge Jamb w/Transom
(R300-27)



Conv. Header/Cased Open
(R300-28)



Double Hinge Jamb
(R300-29)



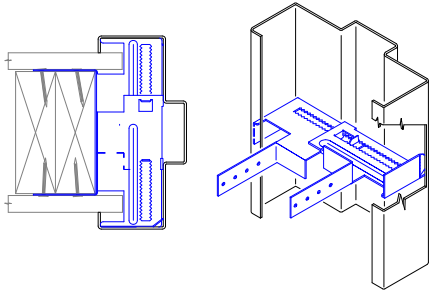
Hinge Jamb at Wall
(R300-30)



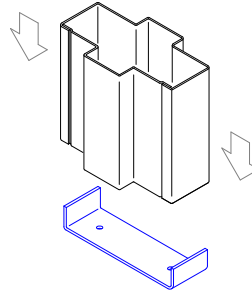
AVAware Technologies
2897 Brighton Rd.
Oakville, ON, L6H 6C9

Northwest Conference & Trade Centre
City, State
Job No. RR1-010A

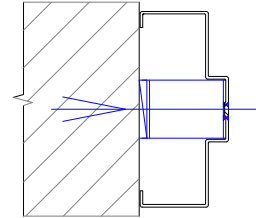
Anchor Type



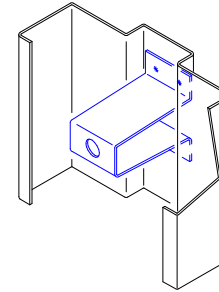
Adjustable Wall Anchor (AWA)



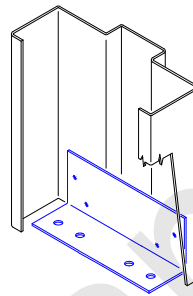
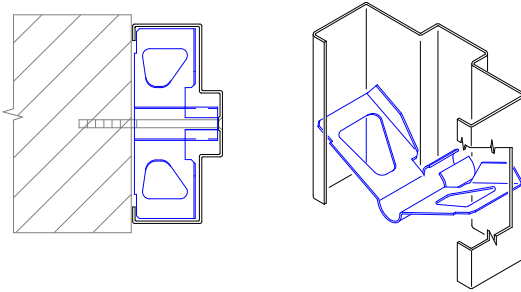
Mullion Base (BASE)



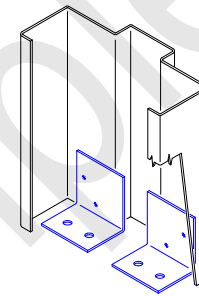
Existing Opening Anchor (EOA)



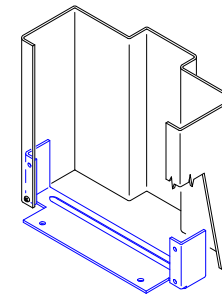
Existing Wall Anchor (EWA)



Floor Anchor
(FLOOR-1PC)



2 Piece Floor Anchor
(FLOOR-2PC)

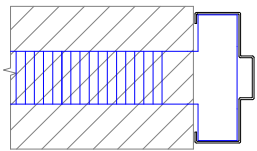


Adjustable Floor Anchor
(FLOOR-ADJ)

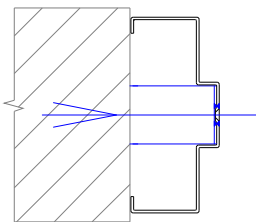
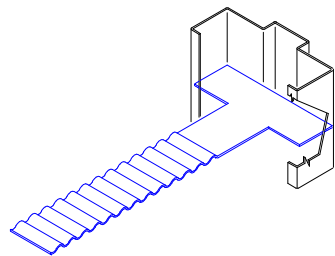


AVAware Technologies
2897 Brighton Rd.
Oakville, ON, L6H 6C9

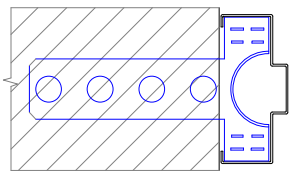
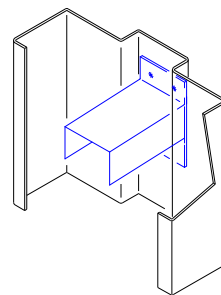
Northwest Conference & Trade Centre
City, State
Job No. RR1-010A



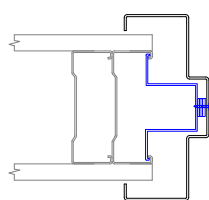
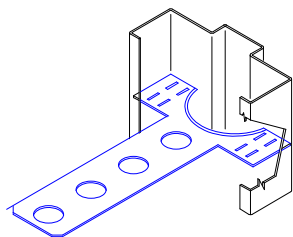
Masonry "T" Anchor (T)



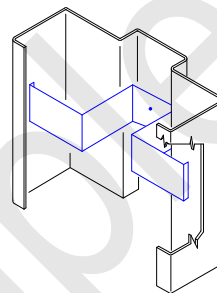
Tube & Strap (T&S)



Adjustable Masonry "T" Anchor (T-ADJ)

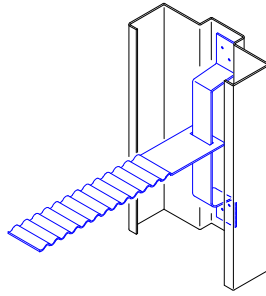
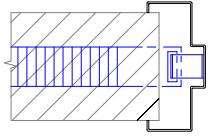


Tension Screw Anchor (TSA)

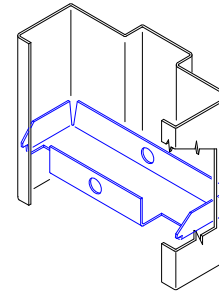
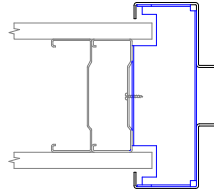


AVAware Technologies
2897 Brighton Rd.
Oakville, ON, L6H 6C9

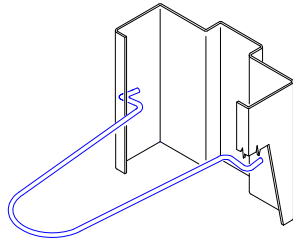
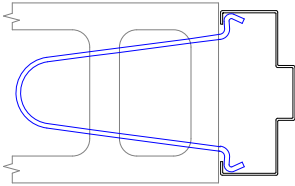
Northwest Conference & Trade Centre
City, State
Job No. RR1-010A



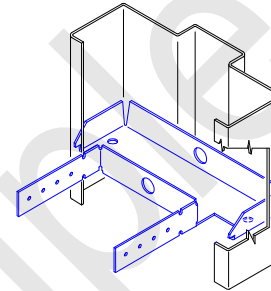
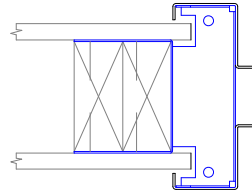
Yoke & Strap "UL" Anchor (UL)



Metal Stud Anchor (WDA)



Masonry Wire Anchor (WIRE)

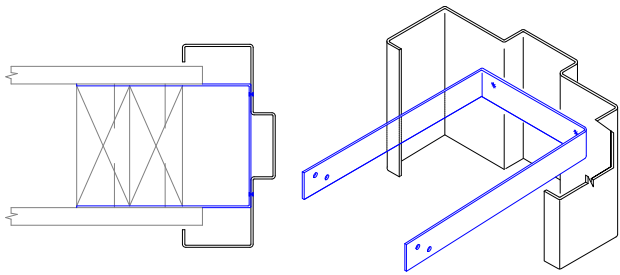


Wood Stud Anchor (WSA)

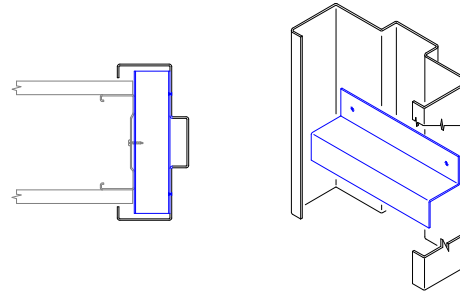


AVAware Technologies
2897 Brighton Rd.
Oakville, ON, L6H 6C9

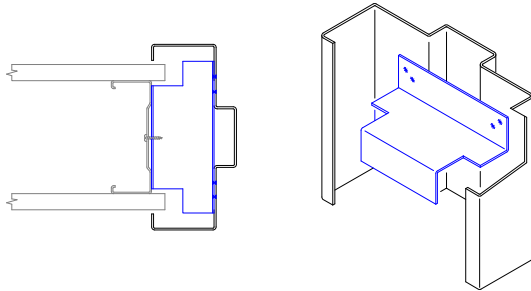
Northwest Conference & Trade Centre
City, State
Job No. RR1-010A



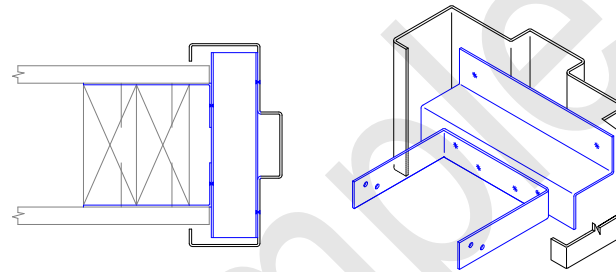
Wood Stud Strap (WSS)



Welded "Z" Clip (Z-CLIP)



Welded "Z" Pocket Clip (Z-POCKET)



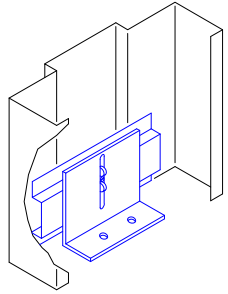
Welded "Z" Strap (Z-STRAP)



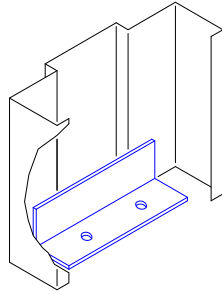
AVAware Technologies
2897 Brighton Rd.
Oakville, ON, L6H 6C9

Northwest Conference & Trade Centre
City, State
Job No. RR1-010A

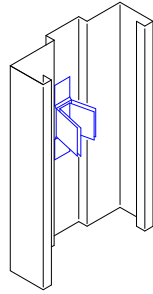
DCI Anchor Type



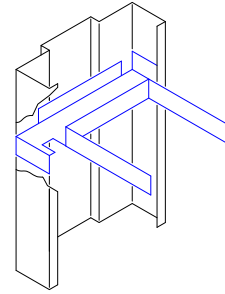
Adjustable Base Anchor (ABA)



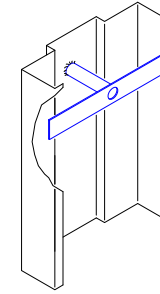
Angle Base Anchor (BA)



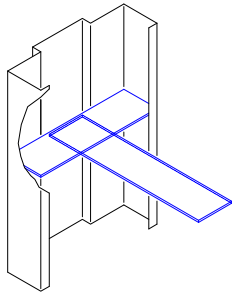
Knock-Down Anchor (KDDW)



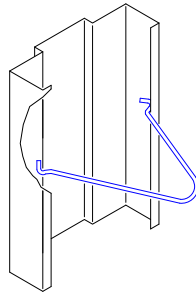
Multi-Purpose (MP)



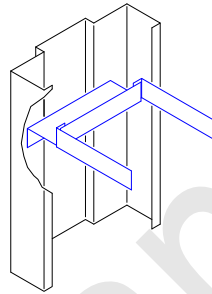
Punch & Dimple (PD)



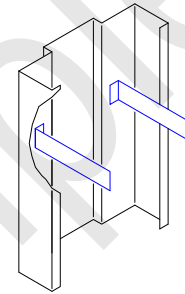
Masonry T (T)



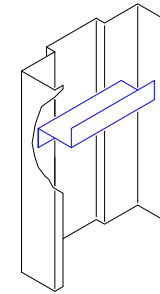
Masonry Wire (WIRE)



Wood Strap (Welded) (WMP)



Wood Strap (WS)

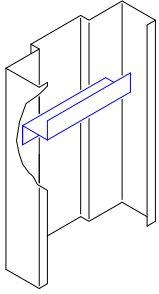


Flush Z (Z-F)



AVAware Technologies
2897 Brighton Rd.
Oakville, ON, L6H 6C9

Northwest Conference & Trade Centre
City, State
Job No. RR1-010A



Recess Z (Z-R)

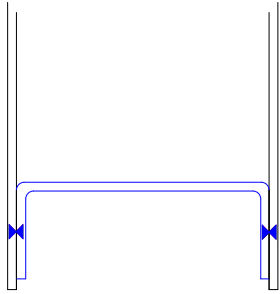
Sample



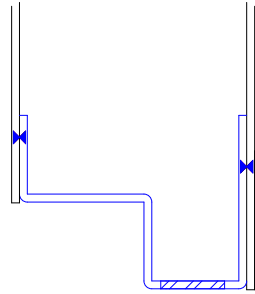
AVAware Technologies
2897 Brighton Rd.
Oakville, ON, L6H 6C9

Northwest Conference & Trade Centre
City, State
Job No. RR1-010A

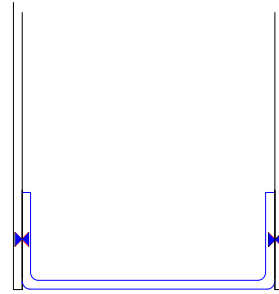
Door Bottom



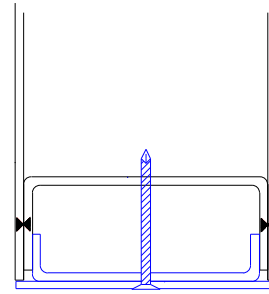
Bottom Channel
(BOT-CHANNEL)



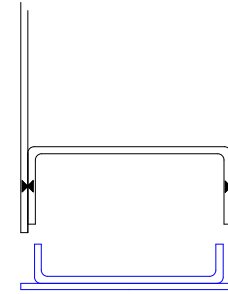
Rabbeted Bottom
(BOT-EQRABBET)



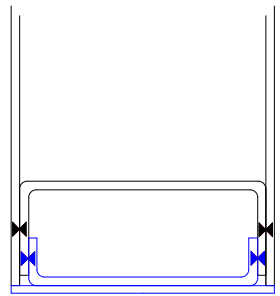
Inverted Bottom Channel
(BOT-INV-CHANNEL)



Screw-In Bottom Cap
(BOT-SCREW)



Snap-In Bottom Cap
(BOT-SNAPIN)



Welded Bottom Cap
(BOT-WELDED)

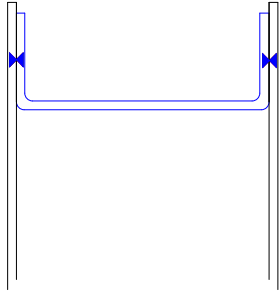
Sample



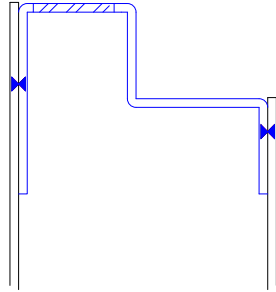
AVAware Technologies
2897 Brighton Rd.
Oakville, ON, L6H 6C9

Northwest Conference & Trade Centre
City, State
Job No. RR1-010A

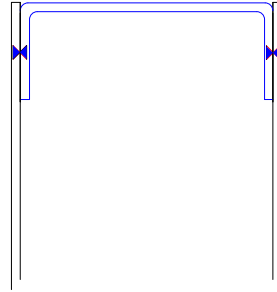
Door Top



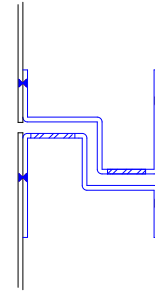
Top Channel
(TOP-CHANNEL)



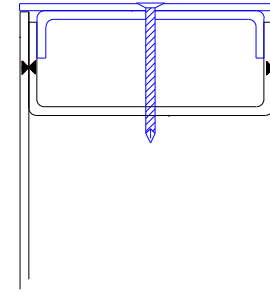
Rabbeted Top
(TOP-EQRABBET)



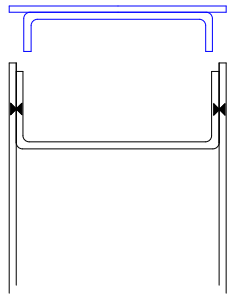
Inverted Top Channel
(TOP-INV-CHANNEL)



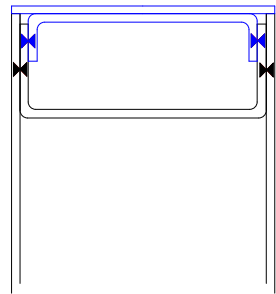
Rabbeted Top & Panel
(TOP-PANEL-EQRABBET)



Screw-In Top Cap
(TOP-SCREW)



Snap-In Top Cap
(TOP-SNAPIN)



Welded Top Cap
(TOP-WELDED)

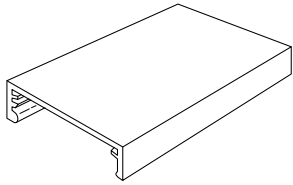
Sample



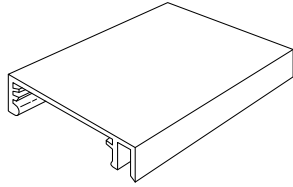
AVAware Technologies
2897 Brighton Rd.
Oakville, ON, L6H 6C9

Northwest Conference & Trade Centre
City, State
Job No. RR1-010A

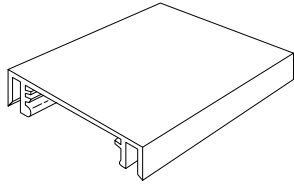

Timely Casing



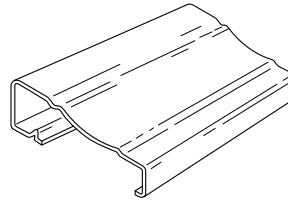
1 17/32" Aluminum Casing
(TA-23)



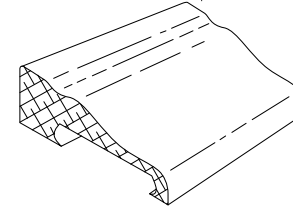
1 25/32" Aluminum Casing
(TA-28)



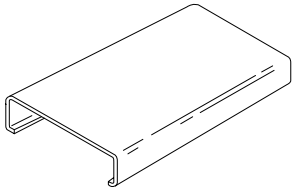
2" Aluminum Mullion
Casing (TA-28M)



1 3/4" Colonial Steel
Casing (TA-30)



1 15/16" Colonial PVC
Casing (TA-35)



1 7/16" Steel Casing (TA-8)

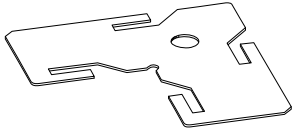
Sample



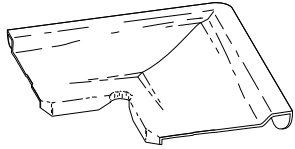
AVAware Technologies
2897 Brighton Rd.
Oakville, ON, L6H 6C9

Northwest Conference & Trade Centre
City, State
Job No. RR1-010A

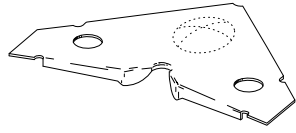
Timely Casing Corner Pieces



Aluminum Casing Corner
Piece (TA-24)



Casing Corner Piece for
TA-30 (TA-31N)



Casing Corner Piece (TA-6)

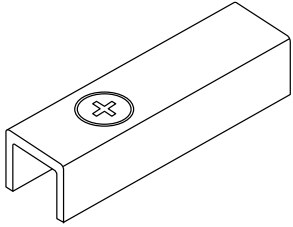
Sample



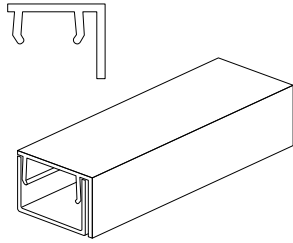
AVAware Technologies
2897 Brighton Rd.
Oakville, ON, L6H 6C9

Northwest Conference & Trade Centre
City, State
Job No. RR1-010A

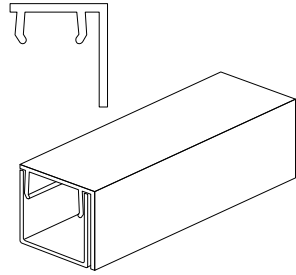
Timely Glass Stop



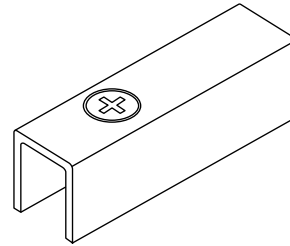
1/2" Glass Stop (TA-14)



1/2" Aluminum Glass Stop
Cap (TA-14A)



3/4" Aluminum Glass Stop
Cap (TA-14B)



3/4" Glass Stop (TA-14F)

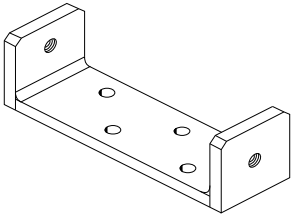
Sample



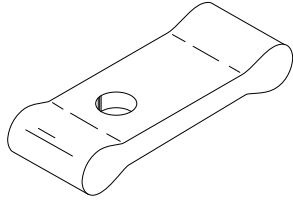
AVAware Technologies
2897 Brighton Rd.
Oakville, ON, L6H 6C9

Northwest Conference & Trade Centre
City, State
Job No. RR1-010A

Timely Misc.



Floor Anchor Bracket
(TA-15F)



Casing Retainer Clip
(TA-18)

Sample



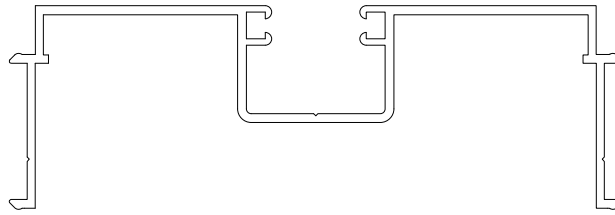
AVAware Technologies
2897 Brighton Rd.
Oakville, ON, L6H 6C9

Northwest Conference & Trade Centre
City, State
Job No. RR1-010A

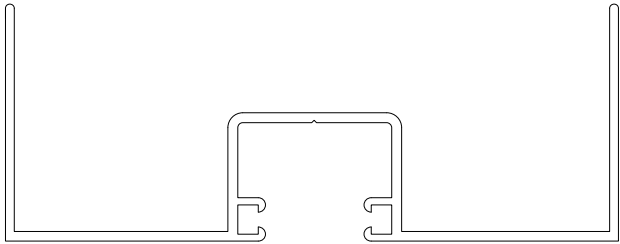
Versatrim Components



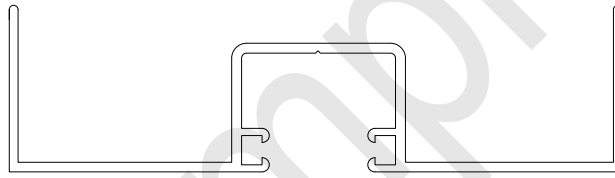
Partition Casing (373)
(373/473)



Glazing Mullion (376S)
(376S/476S)



Glazing Snap-In (377)
(377/477)

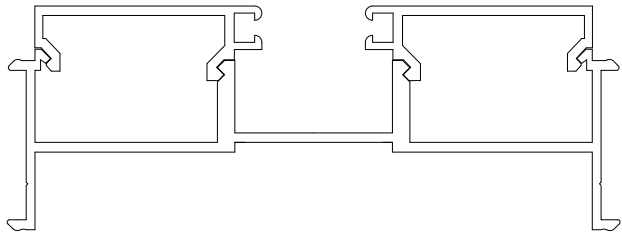


Glazing Snap-In (377S)
(377S/477S)

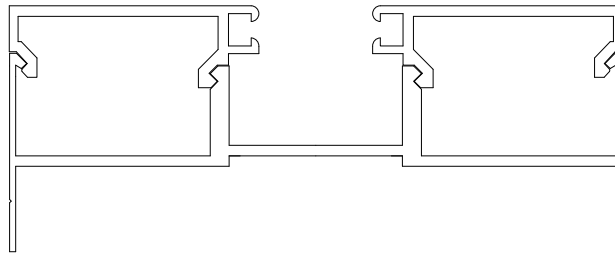


AVAware Technologies
2897 Brighton Rd.
Oakville, ON, L6H 6C9

Northwest Conference & Trade Centre
City, State
Job No. RR1-010A



Glazing Base (378-379-379)
(378/379/379)



Narrow Glazing Base (378I-379-379)
(378I/379/379)



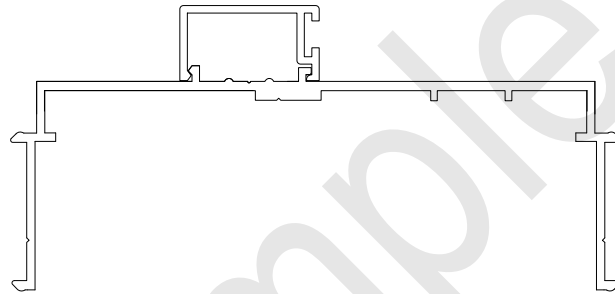
1" Snap On Trim (S100)
(S100)



1 1/2" Snap On Trim (S150)
(S150)



2" Snap On Trim (S200)
(S200)



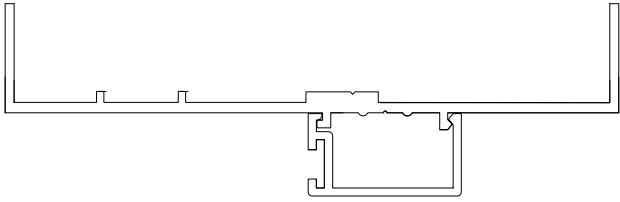
Conventional Jamb (VT)
(VT-1/VT-2/VT-3)

Sample



AVAware Technologies
2897 Brighton Rd.
Oakville, ON, L6H 6C9

Northwest Conference & Trade Centre
City, State
Job No. RR1-010A



Conventional Jamb (VT-1T)
(VT-1T)

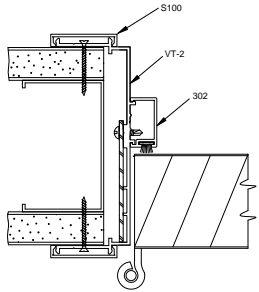
Sample



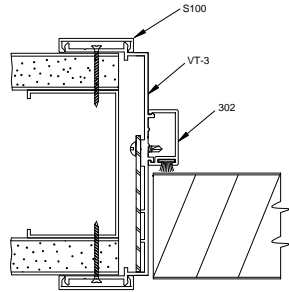
AVAware Technologies
2897 Brighton Rd.
Oakville, ON, L6H 6C9

Northwest Conference & Trade Centre
City, State
Job No. RR1-010A

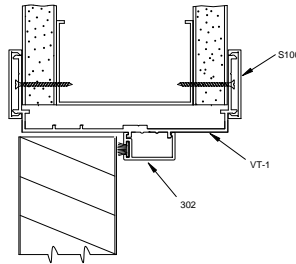
Versatrim S100 Details



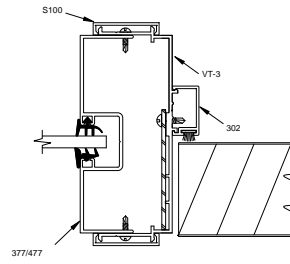
Hinge Jamb (VT-S100-01)



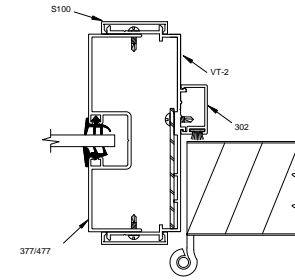
Strike Jamb (VT-S100-02)



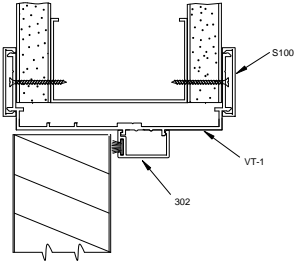
Conventional Header
(VT-S100-03)



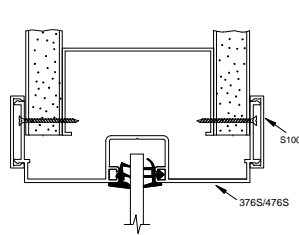
Strike Jamb w/Side Lite
(VT-S100-04)



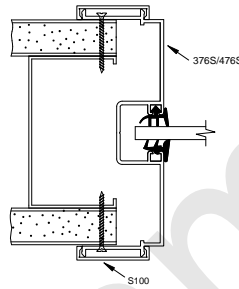
Hinge Jamb w/Side Lite
(VT-S100-05)



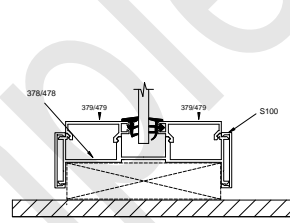
Conv. Header w/Side Lite
(VT-S100-06)



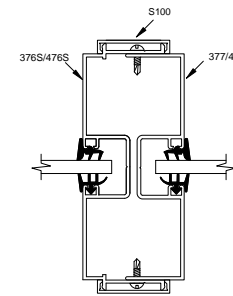
Glazing Header
(VT-S100-07)



Glazing Jamb
(VT-S100-08)



Glazing Sill at Floor
(VT-S100-09)

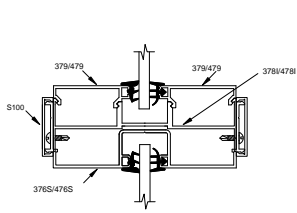


Glazing Mullion
(VT-S100-10)

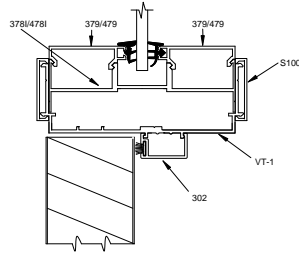


AVAware Technologies
2897 Brighton Rd.
Oakville, ON, L6H 6C9

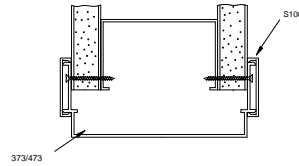
Northwest Conference & Trade Centre
City, State
Job No. RR1-010A



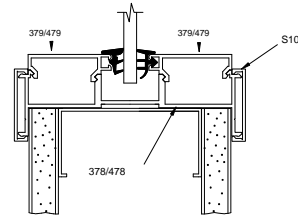
Horizontal Glazing Mullion
(VT-S100-11)



Transom Door Header
(VT-S100-12)



Partition Casing
(VT-S100-13)



Glazing Sill at Drywall
(VT-S100-14)

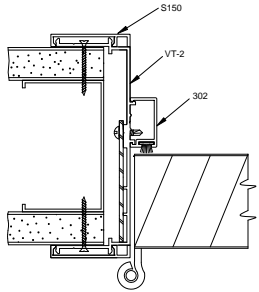
Sample



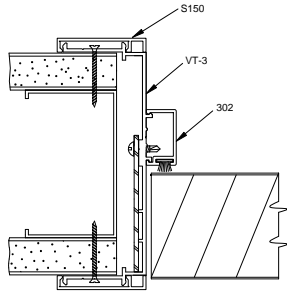
AVAware Technologies
2897 Brighton Rd.
Oakville, ON, L6H 6C9

Northwest Conference & Trade Centre
City, State
Job No. RR1-010A

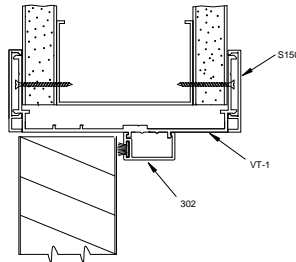
Versatrim S150 Details



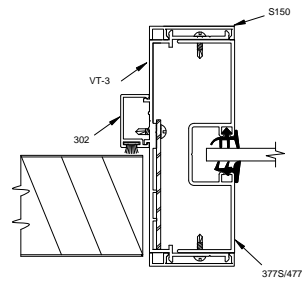
Hinge Jamb (VT-S150-01)



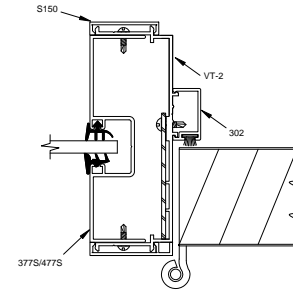
Strike Jamb (VT-S150-02)



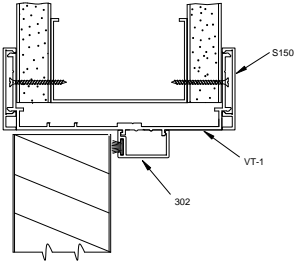
Conventional Header
(VT-S150-03)



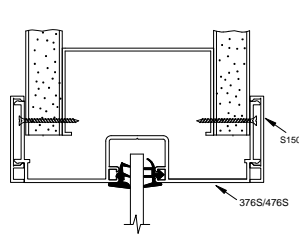
Strike Jamb w/Side Lite
(VT-S150-04)



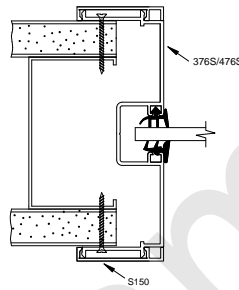
Hinge Jamb w/Side Lite
(VT-S150-05)



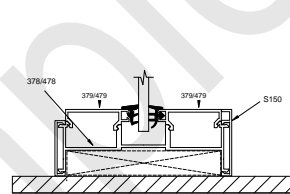
Conv. Header w/Side Lite
(VT-S150-06)



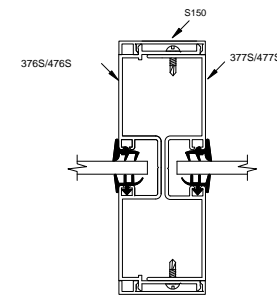
Glazing Header
(VT-S150-07)



Glazing Jamb
(VT-S150-08)



Glazing Sill at Floor
(VT-S150-09)

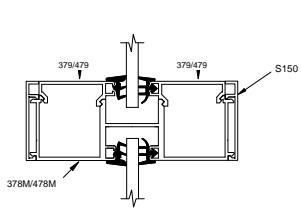


Glazing Mullion
(VT-S150-10)

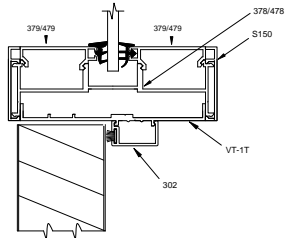


AVAware Technologies
2897 Brighton Rd.
Oakville, ON, L6H 6C9

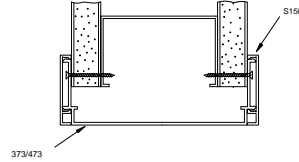
Northwest Conference & Trade Centre
City, State
Job No. RR1-010A



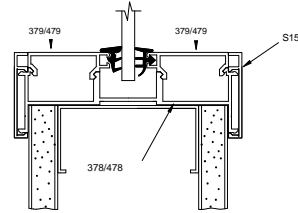
Horizontal Glazing Mullion
(VT-S150-11)



Transom Door Header
(VT-S150-12)



Partition Casing
(VT-S150-13)



Glazing Sill at Drywall
(VT-S150-14)

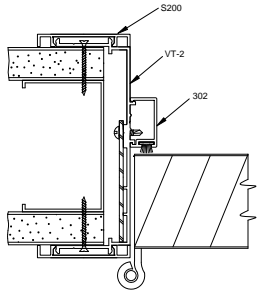
Sample



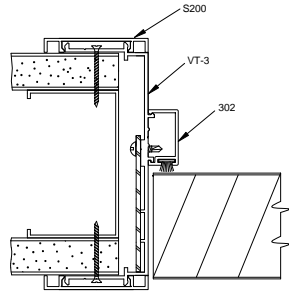
AVAware Technologies
2897 Brighton Rd.
Oakville, ON, L6H 6C9

Northwest Conference & Trade Centre
City, State
Job No. RR1-010A

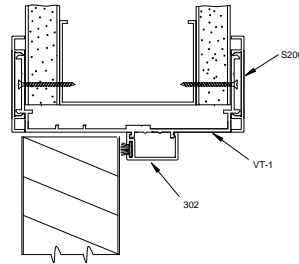
Versatrim S200 Details



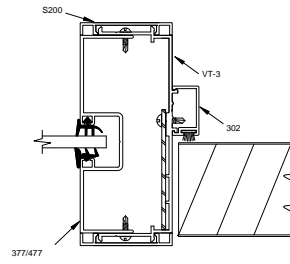
Hinge Jamb (VT-S200-01)



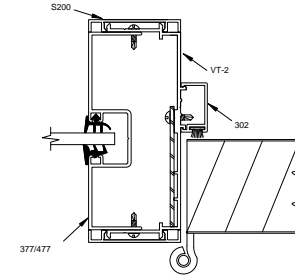
Strike Jamb (VT-S200-02)



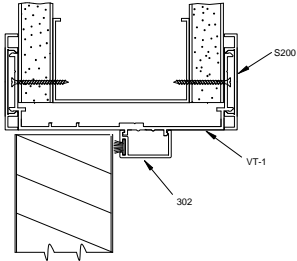
Conventional Header (VT-S200-03)



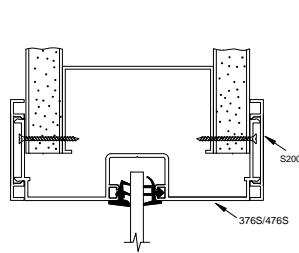
Strike Jamb w/Side Lite (VT-S200-04)



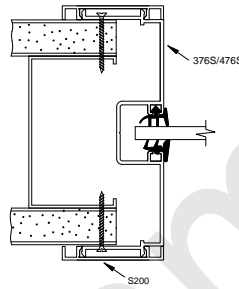
Hinge Jamb w/Side Lite (VT-S200-05)



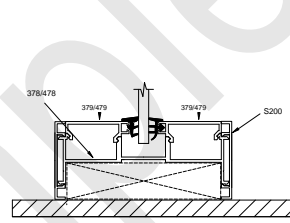
Conv. Header w/Side Lite (VT-S200-06)



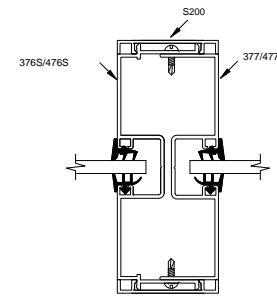
Glazing Header (VT-S200-07)



Glazing Jamb (VT-S200-08)



Glazing Sill at Floor (VT-S200-09)

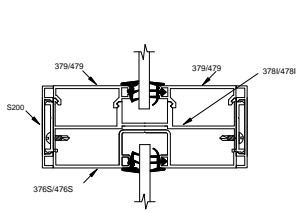


Glazing Mullion (VT-S200-10)

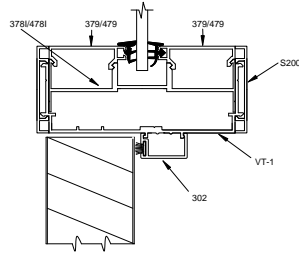


AVAware Technologies
2897 Brighton Rd.
Oakville, ON, L6H 6C9

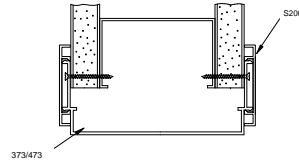
Northwest Conference & Trade Centre
City, State
Job No. RR1-010A



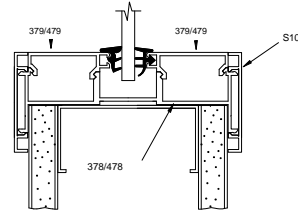
Horizontal Glazing Mullion
(VT-S200-11)



Transom Door Header
(VT-S200-12)



Partition Casing
(VT-S200-13)



Glazing Sill at Drywall
(VT-S200-14)

Sample



AVAware Technologies
2897 Brighton Rd.
Oakville, ON, L6H 6C9

Northwest Conference & Trade Centre
City, State
Job No. RR1-010A

Hardware Schedule

Heading #1 (Group: A.1)

Item #1	1 Single door 101, Hallway To Office	RH
Item #2	1 Single door 104, Hallway To Office	RH

36" x 96" x 1 3/4" - HM DR x HM FR

8	Standard Hinge	Hager BB1199 4 1/2" x 4 1/2" US3	US3
2	Lockset	Schlage L9050P 03 605 RH	605
2	Surface Closer	LCN 4011 REG AL RH	AL
2	Threshold	NGP 410DKB-36"	DKB
2	Gasketing	NGP 5050B-204"	B

Heading #2 (Group: A)

Item #3	1 Single door 112, Hallway To Office	LH
Item #4	1 Single door 113, Hallway To Office	LH
Item #5	1 Single door 114, Hallway To Office	LH
Item #6	1 Single door 115, Hallway To Office	LH

42" x 84" x 1 3/4" - HM DR x HM FR

12	Standard Hinge	Hager BB1199 4 1/2" x 4 1/2" US3	US3
4	Lockset	Schlage A53PD GEO 605	605
4	Surface Closer	LCN 4011 REG AL LH	AL
4	Floor Door Stop	Hager 241F x US3	US3
4	Threshold	NGP 410DKB-36"	DKB
4	Gasketing	NGP 5050B-204"	B



Heading #3 (Group: A.2)

Item #7	1 Single door 116, Hallway To Office	LH
Item #8	1 Single door 117, Hallway To Office	LH
Item #9	1 Single door 199, Hallway To Office	LH
Item #10	1 Single door 122, Hallway To Office	LH

38" x 84" x 1 3/4" - HM DR x HM FR - TW

16	Standard Hinge	Hager BB1199 4 1/2" x 4 1/2" US3	US3
4	Dummy Trim	Yale 836A LH CO- 605/605	605/605
4	Surface Closer	LCN 4011 REG AL LH	AL

Heading #4 (Group: A)

Item #11	1 Single door 118, Hallway To Office	RH
Item #12	1 Single door 128, Hallway To Office	RH
Item #13	1 Single door 132, Hallway To Office	LH
Item #14	1 Single door 133, Hallway To Office	LH
Item #15	1 Single door 135, Hallway To Office	RH
Item #16	1 Single door 305, Hallway To Office	LH

36" x 84" x 1 3/4" - HM DR x HM FR

18	Standard Hinge	Hager BB1199 4 1/2" x 4 1/2" US3	US3
6	Lockset	Schlage A53PD GEO 605	605
3	Surface Closer	LCN 4011 REG AL LH	AL
3	Surface Closer	LCN 4011 REG AL RH	AL
6	Floor Door Stop	Hager 241F x US3	US3
6	Threshold	NGP 410DKB-36"	DKB
6	Gasketing	NGP 5050B-204"	B



Heading #5 (Group: B)

Item #17	1 Pair of doors 121, Hallway To Office	RHA
Item #18	1 Pair of doors 200, Hallway To Office	R-RHR
Item #19	1 Pair of doors 202, Hallway To Office	LHA

36", 36" x 84" x 1 3/4" - HM DR x HM FR

18	Standard Hinge	Hager 1279 4 1/2" x 4 1/2" USP	USP
2	Exit Device	Von Duprin 9447EO US26D LH 36" x 84" Door	US26D
2	Exit Device	Von Duprin 9447EO US26D RH 36" x 84" Door	US26D
2	Exit Device	Von Duprin 9447EO US26D RHR 36" x 84" Door	US26D
2	Surface Closer	LCN 4011 REG AL LH	AL
2	Surface Closer	LCN 4011 REG AL RH	AL
2	Surface Closer	LCN 4011 REG AL RHR	AL

Heading #6 (Group: A)

Item #20	1 Single door 123, Hallway To Office	LH
Item #21	1 Single door 125, Hallway To Office	LH

36" x 84" x 1 3/4" - WD DR x HM FR

6	Standard Hinge	Hager BB1199 4 1/2" x 4 1/2" US3	US3
2	Lockset	Schlage A53PD GEO 605	605
2	Surface Closer	LCN 4011 REG AL LH	AL
2	Floor Door Stop	Hager 241F x US3	US3
2	Threshold	NGP 410DKB-36"	DKB
2	Gasketing	NGP 5050B-204"	B



Heading #7 (Group: A)

Item #22	1 Single door 124, Hallway To Office	LH
Item #23	1 Single door 129, Hallway To Office	LH
Item #24	1 Single door 131, Hallway To Office	LH
Item #25	1 Single door 136, Hallway To Office	LH
Item #26	1 Single door 137, Hallway To Office	LH
Item #27	1 Single door 134, Hallway To Office	LH

36" x 84" x 1 3/4" - HM DR x HM FR - CU

18	Standard Hinge	Hager BB1199 4 1/2" x 4 1/2" US3	US3
6	Lockset	Schlage A53PD GEO 605	605
6	Surface Closer	LCN 4011 REG AL LH	AL
6	Floor Door Stop	Hager 241F x US3	US3
6	Threshold	NGP 410DKB-36"	DKB
6	Gasketing	NGP 5050B-204"	B

Heading #8 (Group: C)

Item #28	1 Single door 300, Hallway To Office	RH
Item #29	1 Single door 302, Hallway To Office	RH
Item #30	1 Single door 304, Hallway To Office	RH
Item #31	1 Single door 307, Hallway To Office	RH
Item #32	1 Single door 308, Hallway To Office	RH
Item #33	1 Single door 309, Hallway To Office	RH
Item #34	1 Single door 310, Hallway To Office	RH
Item #35	1 Single door 501, Hallway To Office	RH
Item #36	1 Single door 503, Hallway To Office	RH
Item #37	1 Single door 505, Hallway To Office	RH
Item #38	1 Single door 306, Hallway To Office	RH

38" x 84" x 1 3/4" - HM DR x HM FR

33	Standard Hinge	Hager BB1199 4 1/2" x 4 1/2" US3	US3
11	Dummy Trim	Yale 836A RH CO- 605/605	605/605
11	Surface Closer	LCN 4011 REG AL RH	AL



Heading #9 (Group: A)

Item #39 1 Single door 301, Hallway To Office LH

36" x 86" x 1 3/4" - HM DR x HM FR

3	Standard Hinge	Hager BB1199 4 1/2" x 4 1/2" US3	US3
1	Lockset	Schlage A53PD GEO 605	605
1	Surface Closer	LCN 4011 REG AL LH	AL
1	Floor Door Stop	Hager 241F x US3	US3
1	Threshold	NGP 410DKB-36"	DKB
1	Gasketing	NGP 5050B-204"	B

Heading #10 (Group: A.1)

Item #40 1 Single door 303, Hallway To Office LH

36" x 84" x 1 3/4" - HM DR x HM FR

4	Standard Hinge	Hager BB1199 4 1/2" x 4 1/2" US3	US3
1	Lockset	Schlage L9050P 03 605 LH	605
1	Surface Closer	LCN 4011 REG AL LH	AL
1	Threshold	NGP 410DKB-36"	DKB
1	Gasketing	NGP 5050B-204"	B

Heading #11 (Group: D)

Item #41 1 Single door 402, Hallway To Office LH

Item #42 1 Single door 407, Hallway To Office LH

48" x 90" x 1 3/4" - HM DR x HM FR

8	Standard Hinge	Hager BB1199 4 1/2" x 4 1/2" US3	US3
2	Lockset	Schlage L9050P 03 605 LH	605
2	Surface Closer	LCN 4011 REG AL LH	AL



Heading #12 (Group: B)

Item #43 1 Single door 507, Hallway To Office LH

36" x 84" x 1 3/4" - HM DR x HM FR

3	Standard Hinge	Hager 1279 4 1/2" x 4 1/2" USP	USP
1	Exit Device	Von Duprin 9447EO US26D LH 36" x 84" Door	US26D
1	Surface Closer	LCN 4011 REG AL LH	AL

Heading #13 (Group: A.2)

Item #44 1 Elevation (2 Singles) 508 LH / RH

36" / 36" x 82" / 82" x 1 3/4" - WD DR x HM FR

4	Standard Hinge	Hager BB1199 4 1/2" x 4 1/2" US3	US3
1	Dummy Trim	Yale 836A LH CO- 605/605	605/605
1	Surface Closer	LCN 4011 REG AL LH	AL

Heading #14 (Group: A.2)

Item #45 1 Elevation (2 Singles) 509 LHR / RHR

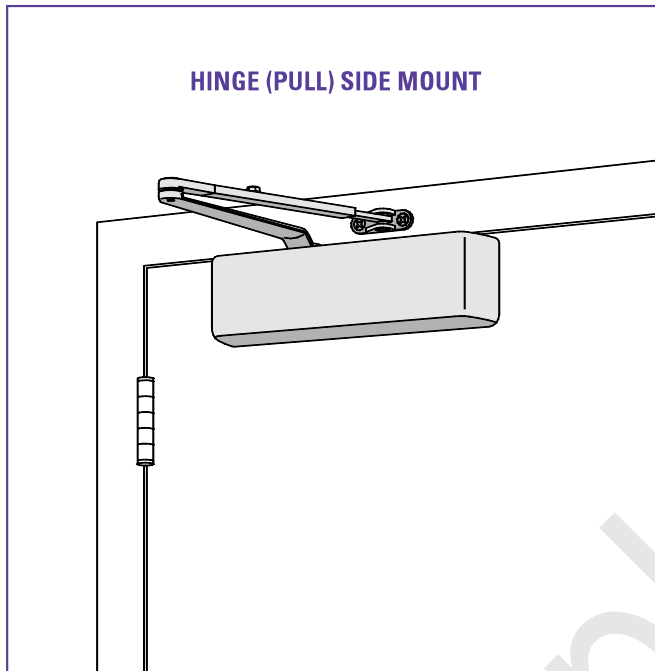
36" / 36" x 84" / 84" x 1 3/4" - HM DR x HM FR

4	Standard Hinge	Hager BB1199 4 1/2" x 4 1/2" US3	US3
1	Dummy Trim	Yale 836A LH CO- 605/605	605/605
1	Surface Closer	LCN 4011 REG AL LH	AL



LCN 4010 SERIES

FEATURES



The 4010 SMOOTHIE® is LCN's best performing heavy duty closer designed specifically for institutional and other rugged high traffic applications.

- ▶ Ten Million Cycles
- ▶ Cast Iron
- ▶ Forged Steel Main Arm
- ▶ Double Heat Treated Steel Pinion
- ▶ All Weather Fluid
- ▶ LCN® Fast™ Power Adjust
- ▶ Fast & Accurate Installation
- ▶ UL & cUL Listed

- ▶ Standard 4010 series closer is shipped with regular arm, standard plastic cover, and self reaming and tapping screws. See 4010 Series pages 5 & 6 for options.
- ▶ Sized cylinders for interior doors to 5'0" and exterior doors to 4'0".
- ▶ Non-sized cylinder (4011) adjustable for interior doors to 4'6" and exterior doors to 3'6".
- ▶ Closer mounts hinge side, specify right or left swinging door.
- ▶ Corner brackets available. See 4010 Series page 6 for options.
- ▶ 4011 cylinder meets ADA requirements. See 4010 Series page 7.
- ▶ Standard or optional custom powder coat finish.
- ▶ Optional plated finish on metal cover, arm and fasteners.
- ▶ Optional SRI primer for installations in corrosive conditions is available with powder coat only.
- ▶ The 4010 Series is UL and cUL listed with regular or fusible link arms for self-closing doors.
- ▶ Tested and certified under ANSI Standard A156.4, grade one.



MOUNTING					FINISH		COVER	CYLINDER				**ARM FUNCTION											
HINGE (PULL) SIDE	TOP JAMB (PULL)	TOP JAMB (PUSH)	PARALLEL ARM	STOP FACE	POWDER COAT	PLATED	PLASTIC	METAL	DESIGNER METAL	NON-HANDED	NON-SIZED	ACCESSIBILITY	DELAYED ACTION	AVB***	140°	REGULAR (DOUBLE)	STANDARD (SINGLE)	HOLD OPEN	FUSIBLE LINK	EDM/EDA	CUSH/CUSH	SCUSH/SCUSH	
●	○	○	○	○	●	●	●	○	○	○	○	○	○	○	○	○	○	○	○	○	○	○	○

● Available
○ Not available

♿ Closer available with less than 5.0 lbs. opening force on 36" door.

**Maximum opening/hold-open point with standard template.

*** Advanced Variable Backcheck

LCN®

3

LCN CLOSERS
121 W. RAILROAD AVE.
P.O. BOX 100
PRINCETON, IL, USA 61356-0100

PHONE 800-526-2400
FAX 800-248-1460
www.lcn.ingersollrand.com
3/07



AVAware Technologies
2897 Brighton Rd.
Oakville, ON, L6H 6C9

Northwest Conference & Trade Centre
City, State
Job No. RR1-010A

LCN 4010 SERIES

HINGE (PULL) SIDE MOUNTING

MAXIMUM OPENING

Can be templated for 100°,
 (A) = 5 15/16" (151 mm)
 (B) = 11 15/16" (303 mm)
 or 140°.
 (A) = 4 3/16" (106 mm)
 (B) = 10 3/16" (259 mm)

Hold-open points up to maximum opening with hold-open arm.

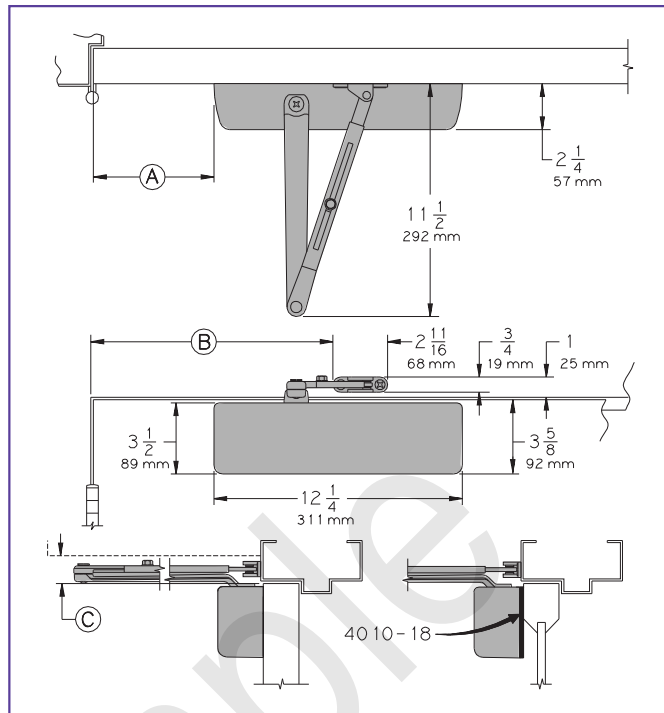
Arm Clearance above door.
 Regular arm requires (C) = 1 1/16" (27 mm).
 Hold-open arm requires (C) = 1 3/8" (35 mm).
 Fusible link arm requires (C) = 1 5/8" (41 mm).

Options

- ▶ Sized or non-sized cylinder.
- ▶ Delayed action cylinder.
- ▶ Hold-open, H180 (corner bracket only) hold-open, or fusible link arm.
- ▶ Metal or lead lined cover.

Special Templates

Customized installation templates or products may be available to solve unusual applications. Contact LCN for assistance.



- ▶ **Butt Hinges** should not exceed 5" (127 mm) in width.
- ▶ **Auxiliary Stop** is recommended at hold-open point or where a door cannot swing 140°.
- ▶ **Reveal** should not exceed 3/4" (19 mm). Fusible link arm should not exceed 1/8" (3 mm).
- ▶ **Top Rail** less than 3 3/4" (95 mm) requires PLATE, 4010-18. Plate requires 2" (51 mm) minimum.
- ▶ **Clearance** of 2 1/4" (57 mm) behind door required for 90° installation.
- ▶ **Delayed Action** Add suffix "DEL" to selected cylinder (eg. 4014 DEL). Not available with 4016 cylinder. Delays closing from maximum opening to approximately 70°. Delay time adjustable up to approximately 1 minute.
- ▶ **Bull Nose Trim** requires SOFFIT SHOE, 4010-65.
- ▶ **Corner Bracket** for a door where top jamb or parallel arm mounting cannot be used. Consult factory on all corner bracket mounts.

LCN®

4

LCN CLOSERS
 121 W. RAILROAD AVE.
 P.O. BOX 100
 PRINCETON, IL, USA 61356-0100

PHONE 800-526-2400
 FAX 800-248-1460
 www.lcn.ingersollrand.com
 3/07



AVAware Technologies
 2897 Brighton Rd.
 Oakville, ON, L6H 6C9

Northwest Conference & Trade Centre
 City, State
 Job No. RR1-010A

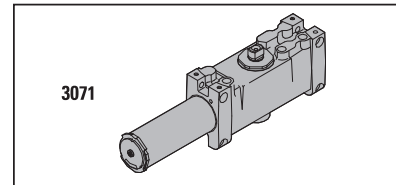
LCN 4010 SERIES

ACCESSORIES

CYLINDERS

CYLINDER, 4010-3071

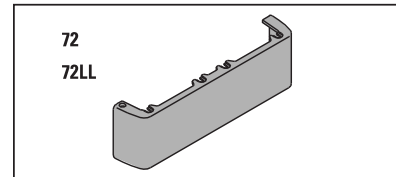
Standard, handed cast iron cylinder assembly.
For various applications see "Table of Sizes" on 4010 Series page 7.



COVERS

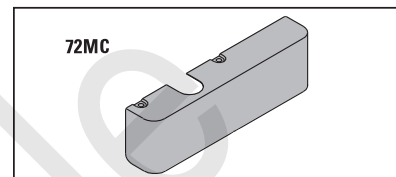
COVER, 4010-72

Standard, non-handed plastic cover.



LEAD LINED COVER, 4010-72LL

Optional non-handed plastic cover.



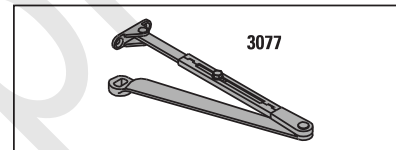
METAL COVER, 4010-72MC

Optional, handed cover. Required for plated finishes and custom powder coat finishes.

ARMS

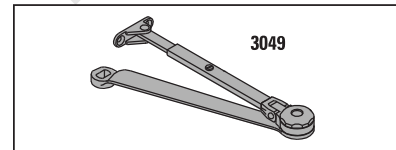
REGULAR ARM, 4010-3077

Non-handed arm.



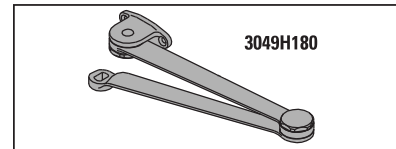
HOLD-OPEN ARM, 4010-3049

Optional, handed arm provides hold-open function, adjustable at elbow.



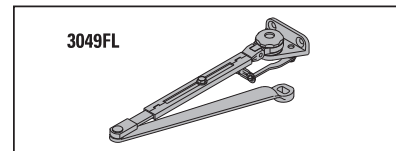
HOLD-OPEN H180 ARM, 4010-3049H180

Optional, handed arm provides hold-open function up to 180°, adjustable at shoe.
Closer must be mounted on 4010-11 corner bracket.



FUSIBLE LINK ARM, 4010-3049FL

Optional, handed arm releases hold-open function when exposed to temperatures above 165° F.
1/8" (3 mm) maximum reveal. NOTE: Check local codes before specifying FL arms. NOT A LIFE SAFETY PRODUCT!



LCN®

5

LCN CLOSERS
121 W. RAILROAD AVE.
P.O. BOX 100
PRINCETON, IL, USA 61356-0100

PHONE 800-526-2400
FAX 800-248-1460
www.lcn.ingersollrand.com
3/07



AVAware Technologies
2897 Brighton Rd.
Oakville, ON, L6H 6C9

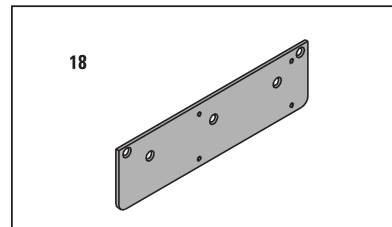
Northwest Conference & Trade Centre
City, State
Job No. RR1-010A

LCN 4010 SERIES

INSTALLATION ACCESSORIES

PLATE, 4010-18

Required where top rail is less than 3 3/4" (95 mm).
Plate requires minimum 2" (51 mm) top rail.

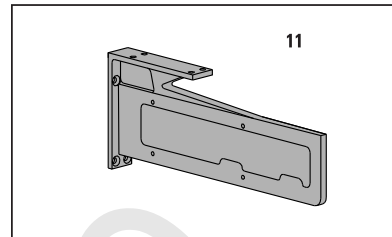


CORNER BRACKET, 4010-11

For doors where top jamb or parallel arm mounted closer can not be used.

Allows 180° opening with regular or H180 hold-open arm.
Projects 5" (127 mm) from stop, 13 11/16" (348 mm) from frame.

Requires opposite hand closer.



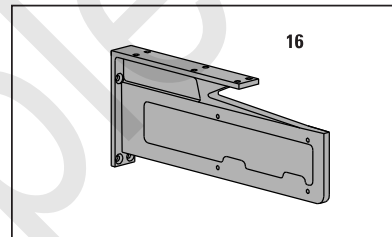
CORNER BRACKET, 4010-16

For doors where top jamb or parallel arm mounted closer can not be used.

Allows 125° opening with regular arm or 100° with hold-open or fusible link arm.

Projects 5" (127 mm) from stop, 12 13/16" (325 mm) from frame.

Requires opposite hand closer.



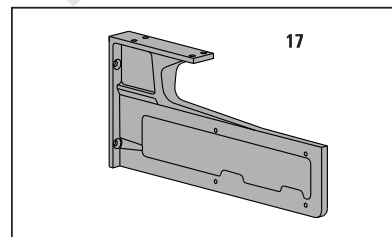
CORNER BRACKET, 4010-17

Allows 110° opening with regular arm.

Designed to lower closer on door for clearance of auxiliary door holders (consult factory).

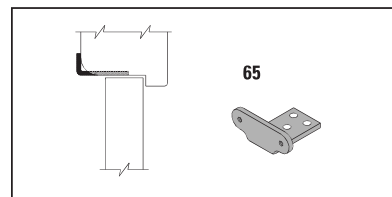
Projects 6 3/8" (162 mm) from stop, 13 11/16" (348 mm) from frame.

Requires opposite hand closer.



SOFFIT SHOE, 4010-65

Adapts hinge side shoe to rounded or bull nose trim.



LCN®

6

LCN CLOSERS
121 W. RAILROAD AVE.
P.O. BOX 100
PRINCETON, IL, USA 61356-0100

PHONE 800-526-2400
FAX 800-248-1460
www.lcn.ingersollrand.com
3/07



AVAware Technologies
2897 Brighton Rd.
Oakville, ON, L6H 6C9

Northwest Conference & Trade Centre
City, State
Job No. RR1-010A

LCN 4010 SERIES

ORDERING INFORMATION

TABLE OF SIZES Select closer based on width of door.
The spring power of non-sized 4011 cylinder is adjustable from size 1 through size 5 and is shipped set to size 3.
Sized 4010 series cylinders available in size 2, 3, 4, 5, or 6.
Closing power of all 4010 Series closers may be increased 50%.
Specify next higher size closer where strong drafts exist.
Delayed action not available with 4016 cylinder.

→ Indicates recommended range of door width for closer size.

EXTERIOR (and VESTIBULE) DOOR WIDTH

	24" 610mm	30" 762mm	36" 914mm	42" 1067mm	48" 1219mm
	size 3	size 4	size 5	size 6	
*4011	→				
4013	→				
4014	→				
4015	→				
4016	→				
Minimum Door Width					

INTERIOR DOOR WIDTH


	24" 610mm	34" 864mm	38" 965mm	48" 1219mm	54" 1372mm	60" 1524mm
	size 2	size 3	size 4	size 5	size 6	
*4011	→					
4012	→					
4013	→					
4014	→					
4015	→					
4016	→					
Minimum Door Width						

* Adjustable Size 1 thru 5.

REDUCED OPENING FORCE 4010 CLOSERS

CAUTION! Any manual door closer, including those certified by BHMA to conform to ANSI Standard A156.4, that is selected, installed and adjusted based on ADA or other reduced opening force requirements may not provide sufficient power to reliably close and latch a door.

Refer to POWER OPERATORS section for information on systems that meet reduced opening force requirements without effecting closing power.

	DOOR WIDTH	36"	42"	48"
	8.5* lbs.	4011	4011	4011
	5.0* lbs.	4011	4011	4011

* Maximum opening force

HOW-TO-ORDER 4010 SERIES CLOSERS

1. SELECT CYLINDER SIZE

- 4011 (adjustable from size 1 to 5)
- 4012
- 4013
- 4014
- 4015
- 4016 (DEL not available)

2. SPECIFY HAND

- RH
- LH

3. SELECT FINISH

- Standard Powder Coat _____
Aluminum, Dark Bronze, Tan, Statuary,
Light Bronze, Black, Brass.

Closer will be shipped with:

- STANDARD COVER,
 - REGULAR ARM,
 - SELF-REAMING and TAPPING SCREWS,
- unless options listed below are selected.

CLOSER OPTIONS

CYLINDER

- Delayed Action (DEL)

COVER

- Lead Lined (LL)
- Metal (MC)

ARM

- Hold-Open (H)
- H180 Hold-Open (H180) (corner bracket mount only)
- Fusible Link, 165°F (FL)

FINISH

- Custom Powder Coat (RAL) _____
(handed metal cover required)
- Plated Finish, US _____
(handed metal cover required)
- SRI primer

SCREW PACK

- TB* & SRT Screw (TBSRT)
- Wood & Machine Screw (WMS)
- TB*, Wood & Machine Screw (TBWMS)
- TORX Machine Screw (TORX)
- TB* & TORX Machine Screw (TBTRX)

* Specify door thickness if other than 1 3/4".

INSTALLATION ACCESSORIES

- Plate, 4010-18
- Bracket, 4010-11
- Bracket, 4010-16
- Bracket, 4010-17
- Soffit Shoe, 4010-65

SPECIAL TEMPLATE

- ST- _____

LCN®

7



AVAware Technologies
2897 Brighton Rd.
Oakville, ON, L6H 6C9

Northwest Conference & Trade Centre
City, State
Job No. RR1-010A

SCHLAGE

A-Series

Heavy Duty Residential & Medium Duty Commercial Locks



IR Ingersoll Rand
Security Technologies



AVAware Technologies
2897 Brighton Rd.
Oakville, ON, L6H 6C9

Northwest Conference & Trade Centre
City, State
Job No. RR1-010A

A SERIES

Heavy Duty Residential and Medium Duty Commercial

For interior doors of multi-family dwellings and military facilities. Also ideal for exterior doors of fine homes.

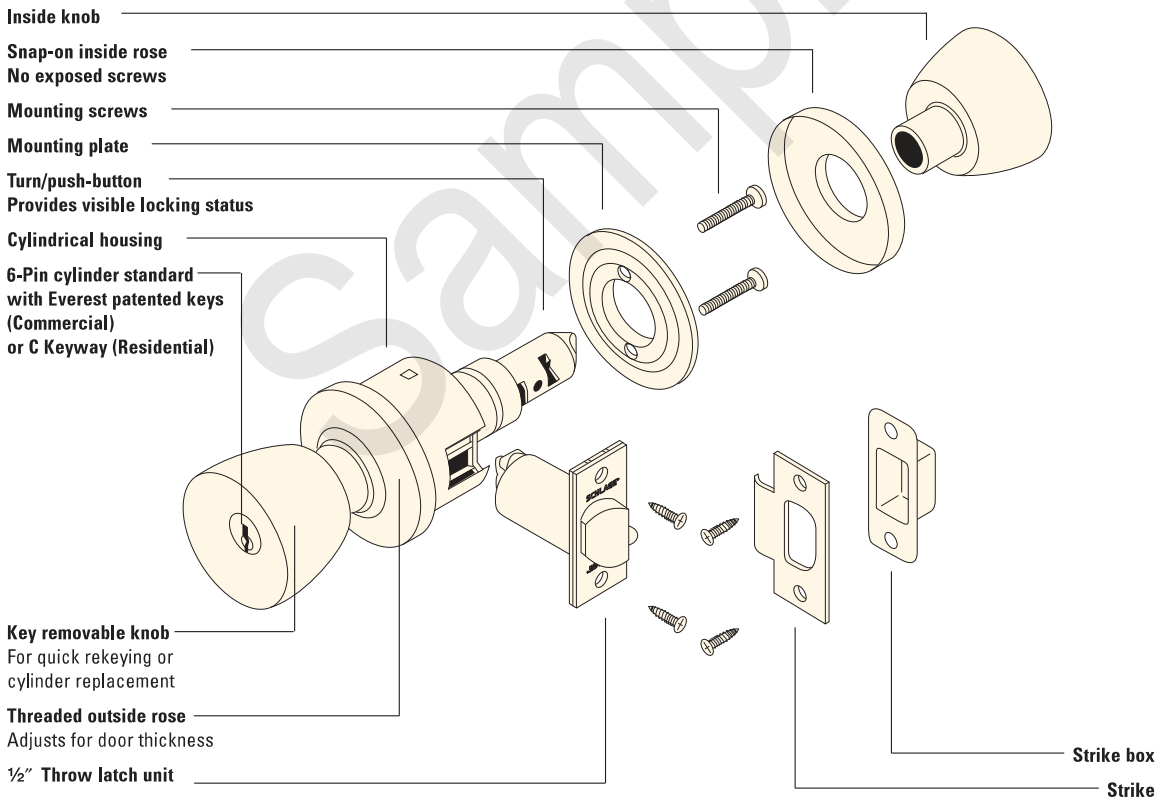
Performance Features

Cold rolled steel, machined, threaded hubs and locking nuts prevent loosening of the lockset by bolting chassis to the door.

Heavy duty cast mounting plate with specially tapped holes keeps lockset tight on door. Large diameter of mounting plate and rose covers new ANSI hollow metal door cutout.

Patented door range adjuster allows quick and easy adjustment of the AL-Series for 1 $\frac{3}{8}$ " to 1 $\frac{7}{8}$ " (35 mm to 48 mm) thick doors.

Exploded View



On our cover, the A-Series ORBIT in Satin Bronze.



INDEX	
Cylinders	4 - 5
Designs & Finishes	2
Door Preparation	1
Functions	3
How to Order	8
Interchangeable Core	4 - 5
Latches	6
Primus® High Security Cylinders	4
Specifications	1
Strikes	7



AVAware Technologies
2897 Brighton Rd.
Oakville, ON, L6H 6C9

Northwest Conference & Trade Centre
City, State
Job No. RR1-010A

Specifications

Handing:

Keyed functions are reversible. Non-keyed functions are not handed.

Door Thickness:

1 $\frac{3}{8}$ " to 1 $\frac{7}{8}$ " (35 mm to 48 mm) standard.
2" (51 mm) to 2 $\frac{1}{2}$ " (64 mm) optional extended inside.

Backset:

2 $\frac{3}{4}$ " (60 mm) standard. 2 $\frac{3}{4}$ " (70 mm), 3 $\frac{3}{4}$ " (95 mm) and 5" (127 mm) optional.

Front:

Steel. 1 $\frac{1}{8}$ " x 2 $\frac{1}{4}$ " square corner, beveled, for 2 $\frac{3}{4}$ " backset standard. Optional 1" square corner, 1" radius corner, and non-UL drive-in / round face. For availability with specific backsets, see page 6.

Lock Chassis:

Steel, zinc dichromate plated for corrosion resistance.

Latch Bolt:

Brass, chrome plated, $\frac{1}{2}$ " throw, deadlocking on keyed and exterior functions.

Exposed Trim:

Wrought brass, bronze or stainless steel. Levers are pressure cast zinc, plated to match finish symbols.

Strike:

T-strike 1 $\frac{1}{8}$ " x 2 $\frac{3}{4}$ " (29 mm x 70 mm) x 1 $\frac{1}{8}$ " (29 mm) lip to center with box standard. Optional strikes, lip lengths and ANSI strike box available. See page 7.

Cylinder & Keys:

Commercial: 6-pin patented Everest C123 keyway standard with two nickel silver keys per lock.
Residential: 6-pin C keyway, keyed 5-pin.

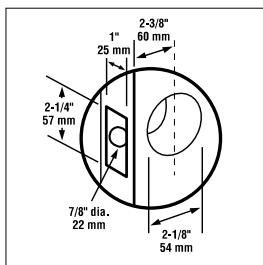
Keying Options:

Interchangeable core and Primus® high security cylinders. Master keying, grand master keying, and construction keying.

Warranty:

Commercial: three-year limited.
Residential: Full mechanical lifetime.

Door Preparation

**SCHLAGE**

Certifications

ANSI

Meets or exceeds A156.2 Series 4000, Grade 2 strength and operational requirements.

Federal

Meets FF-H-106C.

California State Reference Code

(Formerly Title 19, California State Fire Marshal Standard)

All levers with returns comply; levers return to within $\frac{1}{2}$ " of door face.

UL / cUL:

All locks listed for A label single doors, 4' x 8'.
Letter F and UL symbol on latch front indicate listing.
UL437 Listed locking cylinder optional: specify Primus 20-500 Series cylinder.



A SERIES

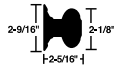
Designs & Finishes



609

GEORGIAN

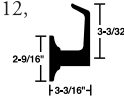
Symbol: GEO
Material: Wrought brass
Finishes: 605, 606,
609, 610,
625, 626



605

LEVON

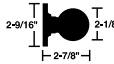
Symbol: LEV
Material: Pressure cast
zinc lever; wrought brass
or bronze rose
Finishes: 605, 612,
613, 626



613

ORBIT

Symbol: ORB
Material: Wrought brass
or bronze
Finishes: 605, 606, 609,
610, 611, 612, 613,
616, 625, 626



*Note: Levon available as
inside trim only on deadlatch
functions. Specify complete
trim application and door
handing when ordering with
deadlatch functions.*

Finishes

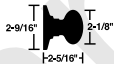
- 605 Bright Brass
- 606 Satin Brass
- 609 Antique Brass
- 610 Bright Brass, Blackened
- 611 Bright Bronze
- 612 Satin Bronze
- 613 Oil Rubbed Bronze
- 616 Antique Bronze
- 625 Bright Chromium Plated
- 626 Satin Chromium Plated
- 629 Bright Stainless Steel
- 630 Satin Stainless Steel



605

PLYMOUTH

Symbol: PLY
Material: Wrought brass,
bronze, or stainless steel
Finishes: 605, 606, 609, 610,
611, 612, 613, 616, 625,
626, 629, 630



626

TULIP

Symbol: TUL
Material: Wrought brass
Finishes: 605, 606,
609, 610,
625, 626



Keyed functions available with full size interchangeable core option for Orbit design.



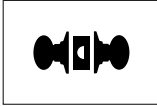
Functions

ANSI A156.2 Series 4000 Grade 2

Non-Keyed Functions

SCHLAGE ANSI

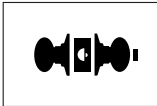
A10S F75 Passage Latch
Both knobs always unlocked.



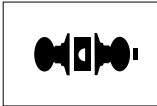
A25D Exit Lock
Blank plate outside. Inside knob always unlocked. Specify door thickness, 1 3/8" or 1 3/4".



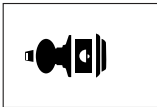
A30D F77 Patio Lock
Push-button locking. Turning inside knob or closing door releases button, preventing lock-out.




A40S F76 Bath/Bedroom Privacy Lock
Push-button locking. Can be opened from outside with small screwdriver. Turning inside knob or closing door releases button.



A43D F79 Communicating Lock
Turn-button in outer knob locks and unlocks knob and inside thumbturn.



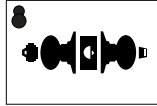
A170 Single Dummy Trim
Dummy trim for one side of door. Used for door pull or as matching inactive trim.



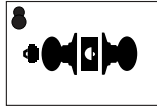
Keyed Functions

SCHLAGE ANSI

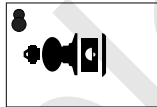
A53PD F109 Entrance Lock
Turn/push-button locking: pushing and turning button locks outside knob requiring use of key until button is manually unlocked. Push-button locking: pushing button locks outside knob until unlocked by key or by turning inside knob.



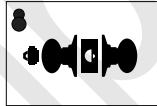
A70PD F84 Classroom Lock
Outside knob locked and unlocked by key. Inside knob always unlocked.



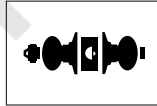
A79PD Communicating Lock
Locked or unlocked by key from outside. Blank plate inside.




A80PD F86 Storeroom Lock
Outside knob fixed. Entrance by key only. Inside knob always unlocked.



A85PD F93 Hotel/Motel Lock
Outside knob fixed. Entrance by key only. Push-button in inside knob activates visual occupancy indicator, allowing only emergency masterkey to operate. Rotation of inside spanner-button provides lock-out feature by keeping indicator thrown.



 Keyed functions available with full size interchangeable core option for Orbit design.



A SERIES

Standard Cylinders

Schlage® locks are provided with cylinders precision built to extremely close tolerances and the highest standards of accuracy. Using only solid brass plugs, extruded brass shells, phosphor bronze springs, nickel silver keys and pins, ensures long life and ease of operation. For complete listing of cylinder parts, refer to the A-Series Service Manual.

Conventional cylinders are available in Classic keyways or in the newly patented Everest® keyways. Specify keyway to differentiate between Everest and Classic. Example: C (Classic) vs. C123 (Everest).

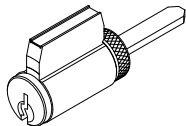
Primus® High Security Cylinders

Primus high security cylinders are available to add patented key control and varying degrees of geographical exclusivity to most Schlage 6-pin key systems, whether Everest or Classic keyways.

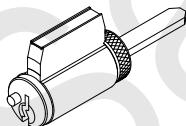
In addition to a conventional pin tumbler mechanism, Primus cylinders incorporate a patented finger pin and sidebar design providing a “dual-locking” cylinder that is virtually pick-proof. Resistance to drilling and other physical attack is optional by specifying 20-500 Series UL437 Listed cylinders.

Classic Primus cylinders are recommended for upgrading existing Classic key systems. Due to its extended patent life, the newly designed Everest Primus is recommended for new key systems and for upgrading existing Everest® key systems. Specify keyway to differentiate between Everest and Classic. Example: CP (Classic) vs. C123 (Everest).

Cylinder for Most Functions



Hotel Function Indicator Cylinder



Standard Cylinders

Number		Description
Orbit Design	Other Designs	
21-002-122	21-002	6-Pin conventional (standard)
20-724-122	20-724	Primus high security
20-524-122	20-524	Primus UL437 Listed high security
21-003-168	21-003	Hotel Function (A85) with indicator

Available 606 and 626 finish only. Everest C123 keyway standard for Commercial; C keyway standard for residential.

Interchangeable Core



Schlage® figure-8 interchangeable core (IC) locksets allow immediate rekeying at the door simply by using the special *control key* to replace the core in seconds.

IC locksets are available in Orbit design only.

ORBIT

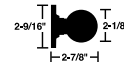
Symbol: ORB

Material: Wrought brass or bronze

Finishes: 605, 606, 612, 613, 625, 626



626



Full size interchangeable cores can be integrated into any 5 or 6-pin Schlage key with no adverse affects on keying capacity.

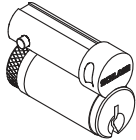
To order complete locks with full size cores, change suffix from PD to RD. Example: A53RD. To order locks *less core*, change suffix to JD. To order with full size *construction core*, change suffix to TD.

Note: Hotel function A85PD is not available with interchangeable cores.



Cores Only

Full Size Core



Full Size Interchangeable Cores (For JD Suffix Locksets)

Number	Description
23-030	Conventional core
20-740	Primus high security core

Available 606 and 626 finish only. Everest C123 keyway standard for Commercial; C keyway standard for residential.


Driver and Retainer
01-053



Required for upgrading IC locks manufactured before 1992 to accept Everest and Primus cores.

IC Installation Tool

This tool is used to install the driver and retainer for full size IC in the A-Series and other Schlage cylindrical locksets. Its other ends are designed to install and remove mortise cylinder housings and test mortise cylinder cam action for both small format and full size interchangeable core cylinders.

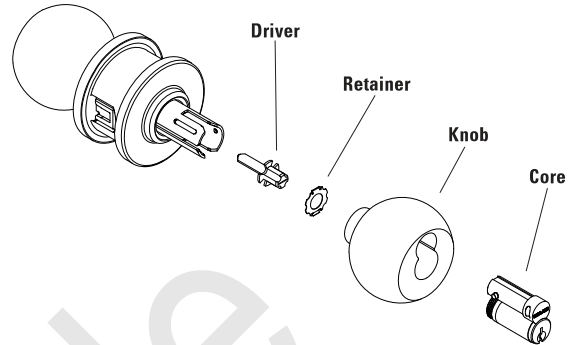


M504-413
(Order separately.)

IC Conversion Kits

It is easy to convert standard A-Series locksets to accept Schlage full size interchangeable cores by changing the knob and adding the parts shown.

Full Size IC Conversion



Interchangeable Core Components

Number	Description
01-054 ORB	Conversion kit: Driver, retainer, knob, core
01-025 ORB	Conversion kit: Driver, retainer, knob
01-026 ORB	Knob only (Orbit)

Specify finish.

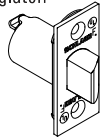


A SERIES

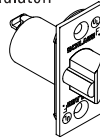
Latches

A-Series latches are adjustable for flat or beveled edge doors. Latches and strikes are furnished in brass, bronze, or chrome finishes compatible with lock trim. When ordering separately, specify quantity, part number, and finish.

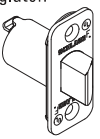
Square Corner Latches



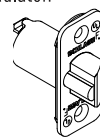
Deadlatch



Round Corner Latches



Deadlatch



Drive-In Latches



Deadlatch



Latch Front Adapter



Used to convert 1" wide square front faceplates for 1/8" wide door preparations. Furnished in black plastic. Order in units of 100 each.

Long Backsets

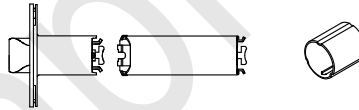
Backsets 5" and over require extension links. AL-Series locks with long backsets are normally furnished with 1" faceplates and 7/8" housings. Links installed in 1" latch holes require one G506-815 sleeve (order separately) to join latch and link. Backsets over 5" require an additional sleeve placed 1/8" from lock chassis. Information on longer backsets is available upon request.

5" Extension Link

41-005
(add to 2 3/8" backset latch)

Sleeve

G506-815
(Order separately)



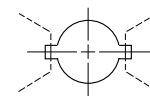
Latches

Backset	Faceplate Description	Hsg Dia	Springlatch 1/2" (13mm) Throw	Deadlatch 1/2" (13mm) Throw
2 5/8" (60mm)	1" x 2 1/4" (25mm x 57mm) square corner, standard	7/8" (22mm)	11-068	11-085
	1" x 2 1/4" (25mm x 57mm) 1/4" (6mm) radius rnd. cnr.	7/8" (22mm)	11-069	11-088
	1" (25mm) circular drive-in (non-U.L.)	1" (25mm)	11-110	11-104
2 3/4" (70mm)	1" x 2 1/4" (25mm x 57mm) square corner	7/8" (22mm)	11-111	11-091
	1 1/8" x 2 1/4" (29mm x 57mm) square corner	1" (25mm)	11-116	11-096
	1" x 2 1/4" (25mm x 57mm) 1/4" (6mm) radius rnd. cnr.	7/8" (22mm)	11-112	11-092
	1" (25mm) circular drive-in (non-U.L.)	1" (25mm)	11-113	11-105
3 3/4" (95mm)	1 1/8" x 2 1/4" (29mm x 57mm) square corner	1" (25mm)	11-118	11-103

Door Reinforcement

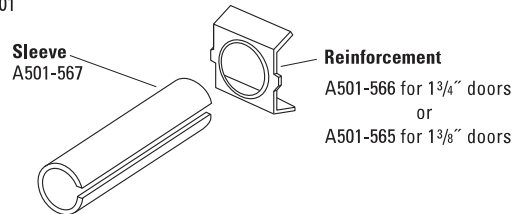
Schlage® 37-001 reinforcing unit is used to reinforce and help prevent the collapse of hollow metal doors when locksets are tightly mounted.

Door Prep



This kit should be used with long backsets for A-Series lock installations in hollow metal doors to prevent lateral movement of the latchbolt. Specify door thickness, 1 3/8" (35mm) or 1 3/4" (44mm), when ordering reinforcement kits.

Reinforcement Kit



Strikes

All Schlage strikes are furnished complete with screws. The 10-001 standard A-Series strike has a 1 1/8" (29 mm) lip. When ordering separately, specify quantity, product number, finish, and lip length.

Strikes

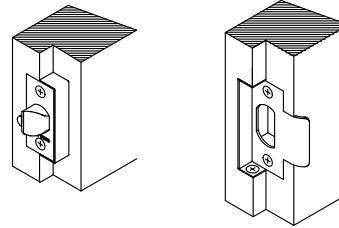
Number	Lip Length	Description
10-001	1", 1 1/8" (std), 1 1/4", 1 1/2", 1 3/4", 2" (25 mm, 29 mm, 32 mm, 38 mm, 44 mm, 51 mm)	1 1/8" x 2 3/4" (29 mm x 70 mm) Square corner, standard
10-004	1 1/8" (29 mm)	1 1/8" x 2 3/4" (29 mm x 70 mm) 1/8" (3 mm) Radius, round cnr.
10-025	1 3/16", 1 3/8" (30 mm, 35 mm)	1 1/4" x 4 7/8" (32 mm x 124 mm) ANSI
10-026	1 1/8" (29 mm)	1 5/8" x 2 1/4" (41 mm x 57 mm) Full lip, square corner
10-027	1 1/8" (29 mm)	1 5/8" x 2 1/4" (41 mm x 57 mm) Full lip, 1/4" (6 mm) radius, round corner
10-058	1 7/32" (31 mm)	1 3/4" (44 mm) Circular, adjustable
K510-066	—	Box, ANSI
39-030*	—	Rabbeted door adapter kit

Rabbeted Latch and Strike Kit

Rabbeted latch and strike kit finishes: 605, 626.

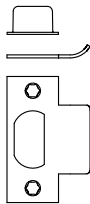
This kit adapts square corner latches and strikes for 1/2" (13 mm) rabbeted door and frame preparations.

Rabbeted Latch and Strike Kit
39-030



T-Strike – Standard

10-001
1 1/8" x 2 3/4" x 3/32"
(29 mm x 70 mm x 2 mm)



ANSI Strike

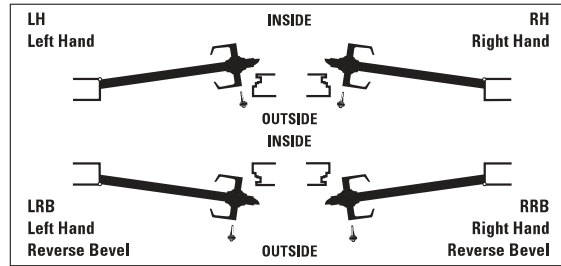
10-025
1 1/4" x 4 7/8" x 3/32"
(32 mm x 124 mm x 2 mm)



A SERIES

Door Handing

All Schlage locks are reversible. Hand information is necessary to ensure proper cylinder orientation in keyed functions, and finish of latchbolt and strike for locks that are to be installed on reverse bevel doors. Follow the diagram to correctly determine the hand of the door.








How to Order

To order Schlage products, descriptive data should be in the same sequence as shown.

Line Item	Qty	Product	Outside		Inside		Hand	Latch	Strike	DR Thk	Ext	Dim	Additional Details
			Des	Fin	Des	Fin							
1	2	3	4	5	6	7	8	9	10	11	12	13	14

- 1 Line item number
- 2 Quantity
- 3 Complete model number with function and cylinder type

To order cylinder options, change "PD" at the end of the model number as follows:

-  A53PD Standard
-  A53LD Less standard cylinder (For Primus cylinder, specify this option and order Primus cylinder separately.)
-  A53JD Prepared for full size interchangeable core, less core
-  A53RD With full size conventional interchangeable core installed. Order control keys separately.
-  A53TD With full size (temporary) construction core installed. Order all keys separately.

- 4 / 5 Outside design / finish.
- 6 / 7 Inside design / finish. Leave blank if same as outside.
- 8 Hand
- 9 Latch. Leave blank for standard or specify part number for optional latch. LLL=Less Latch.
- 10 Strike. Leave blank for standard or specify part number for optional strike. LLL=Less Strike.
- 11 Door thickness, if non-standard. Example: 200 = 2".
- 12 Dimension for strike lip lengths. See strike page for availability of specific dimensions with specific strikes.
 - 100 = 1"
 - 118 = 1 1/8"
 - 114 = 1 1/4"
 - 138 = 1 3/8"
 - 112 = 1 1/2"
 - 134 = 1 3/4"
 - 200 = 2"
- 13 Keying detail (e.g. key symbol, keyway, bitting) and other special requirements.

EXAMPLE

Line Item	Qty	Product	Outside		Inside		Hand	Latch	Strike	DR Thk	Ext	Dim	Additional Details
			Des	Fin	Des	Fin							
1	100	A53PD	PLY	626			RH	11-096	10-025				1AA-100AA
2	200	A53LD	PLY	626				11-096	10-025				Less Cylinder
3	200	20-724		626									1AA-200AA

Note: Schlage order forms are available at no charge by contacting your IR Security & Safety Consultant or Customer Service.





Real Security Sets You Free.™

L-Series Commercial Locks



AVAware Technologies
2897 Brighton Rd.
Oakville, ON, L6H 6C9

Northwest Conference & Trade Centre
City, State
Job No. RR1-010A

Contents

- 5 L-Series Commercial Locks
- 7 Schlage L9000 Series
- 7 Schlage L400 Series
- 8 danmark Levers
- 10 danmark Lever Designs
- 12 L-Series Lever Designs and Finishes
- 18 Escutcheons and Roses
- 19 Thumbturns
- 20 Lock Components
- 21 Lock Functions - ANSI A156.13, Series 1000
- 22 Lock Functions - Single Cylinder Non-Deadbolt
- 23 Lock Functions - Single Cylinder Deadbolt
- 24 Lock Functions - Double Cylinder Non-Deadbolt and Deadbolt
- 25 Lock Functions - Full Mortise and Small Mortise Deadlocks
- 26 L-Series Universal Transformation Instructions
- 28 Electrified Lock Function
- 29 Cylinder Types
- 30 Standard (Non-IC) Cylinders
- 31 Full-Size Interchangeable Core (FSIC) Cylinders
- 32 Small Format Interchangeable Core (SFIC) Cylinders
- 33 Blocking and Compression Rings
- 34 Classroom Thumbturn Cylinders
- 34 Armored Fronts
- 35 Strikes
- 36 Door Handing
- 37 Specifications
- 38 Certifications
- 39 How to Order





Real Security Sets You Free.™

Put Your Trust in the Name You Know

For more than 85 years Schlage® has been providing innovative security solutions for schools, hospitals, hotels, condominiums and a host of other commercial buildings. Today, Schlage is at the forefront of cutting-edge technology such as wireless security products, biometrics and CCTV. With a wide range of products, styles and finishes, Schlage has what you need no matter how demanding your project specifications may be. And we stand behind every lock we make with some of the best after-sales service in the business. It's this commitment to design, performance and technology that ensures you can stand behind our products too.





Real Security Sets You Free.™

Real Security is Knowing Exactly What You Want and Getting It

When you know exactly what you want, you don't want to waste time finding out whether it meets your project specifications. That's why we offer the world's largest team of hardware specification writers to help you and your clients turn your vision into reality. And when it comes to products, our commercial suiting options, wide variety of lever designs and rich selection of finishes give you the tools you need to make your projects perfect. You know what you want. With Schlage you can be sure you'll get it.

Safety, Security and Confidence

When you choose a Schlage lock you can be sure you've done the job right the first time. After all, our products are among the most durable and dependable on the market today. Our locks are easy to install, and simple to repair and maintain. That means fewer callbacks for you and total safety and security for your customers.

4



AVAware Technologies
2897 Brighton Rd.
Oakville, ON, L6H 6C9

Northwest Conference & Trade Centre
City, State
Job No. RR1-010A



L-Series Commercial Locks

Nothing is tougher.

At Schlage we know that every product you specify has to stand up to constant use and abuse. Your building's locking systems face an additional challenge – keeping people and other assets safe while delivering constant, reliable performance. Schlage L-Series Extra Heavy Duty Mortise Locks are built to withstand the rigors of daily use without fail.

We don't compromise on security.

The safety and security of your clients' buildings is something we take very seriously. That's why every Schlage lock and deadbolt undergoes intensive testing to determine its ANSI grade level:

- Cycle tests
- Door impact tests
- Bolt strength tests
- Resistance tests
- Warped door tests

We pay attention to these details so you can focus on creating a functional and aesthetically pleasing environment for your clients. In fact, every one of our L-Series locks meets ANSI Grade 1 standards for safety.

5

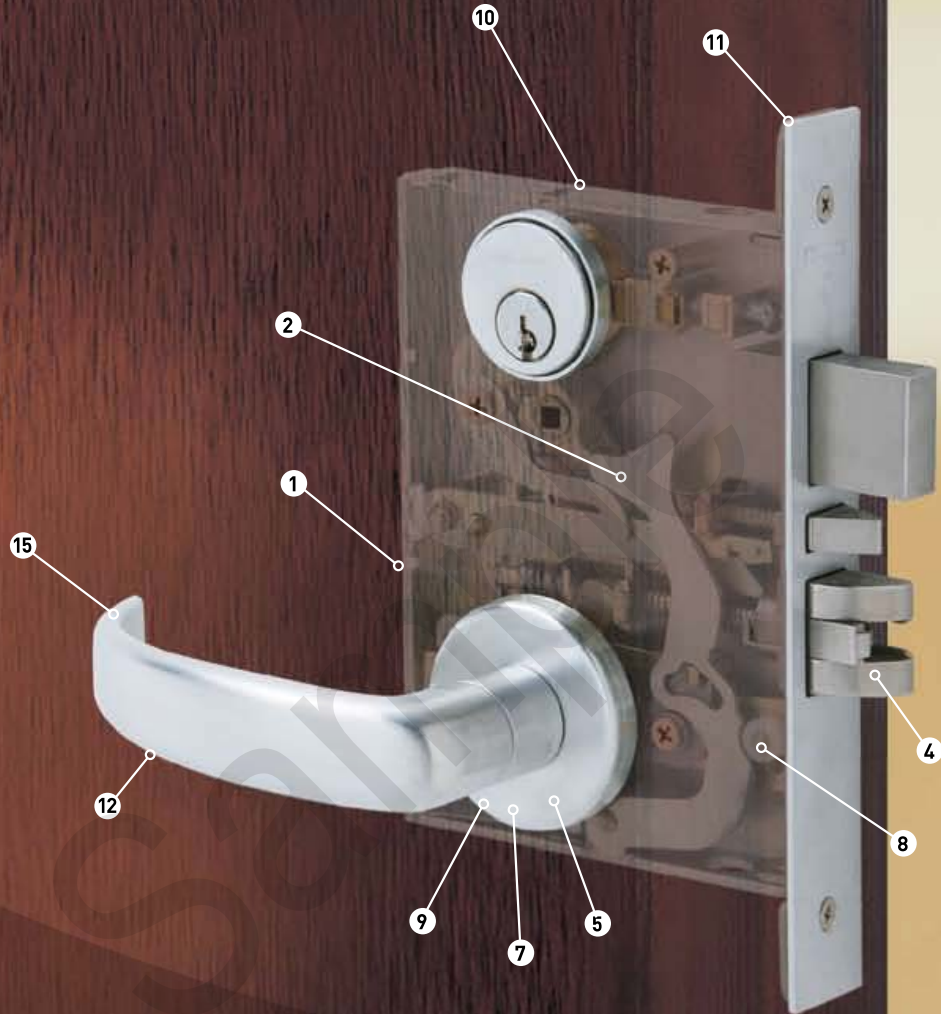


AVAware Technologies
2897 Brighton Rd.
Oakville, ON, L6H 6C9

Northwest Conference & Trade Centre
City, State
Job No. RR1-010A



Real Security Sets You Free.™



Vandlgard®

The L-Series Vandlgard is ideal for areas subject to abuse or anywhere vandalism is likely to be present. Vandlgard prevents damage to internal lock components caused by excessive force from kicking, hitting or standing on the lever to gain access.

It's easy to retrofit standard L-Series locks with Vandlgard using the Vandlgard Retrofit Kit and an instructional DVD that shows installation on existing hardware.



AVAware Technologies
2897 Brighton Rd.
Oakville, ON, L6H 6C9

Northwest Conference & Trade Centre
City, State
Job No. RR1-010A

The Right Lock for Every Application

Schlage L9000 Series

Our L9000 Series locks are ideal for use in schools, hospitals and factories, where the finest hardware must also deliver consistent, dependable operation and stand up to constant use and abuse.

Strength and Durability


1. Fully wrapped heavy-gauge steel case protects against door edge attacks
2. All-metal zinc dichromate-plated working parts
3. Inside lock case protects electronic components
4. Two-piece anti-friction tongue reduces wear and tear
5. Outside and inside trim thru-bolted together and through the door

Security Built In

6. Break-away spindle prevents unsecured failures and provides easy spindle replacement
7. Hub blocking plate protects lock against spindle manipulation
8. Spring-loaded fusible link provides fail secure mode in case of fire
9. Inside lever applied by screwless shank mounting – no exposed trim mount screws

Adaptable To Your Application

10. Universal lock case – ten functions in one case
11. Floating mounting tabs automatically adjust to fit a beveled door edge
12. Field-reversible handing without opening lock case
13. External spring cages allow for simple trim retrofit
14. Locking thumbturn on the inside of door visually shows when the door is locked and unlocked
15. Lever rotation in both directions (up and down) for ease of use
16. Independent lever rotation



Schlage L400 Series

Our L400 Series locks are designed for use as primary locks where no latching is required, such as restrooms and small doors to utility spaces. They also offer optimum security when used as auxiliary locks in other applications.

1. High-strength steel alloy cylinder retainer
2. Armored front in brass, bronze or stainless steel; adjustable for door bevel
3. 1" (25 mm) stainless steel throw deadbolt
4. Deeper retainer groove in cylinder shell increases security against wrenching and pullout; all cylinders backward compatible
5. 6-pin Everest® cylinder with patented keys standard
6. Steel case and parts are corrosion resistant





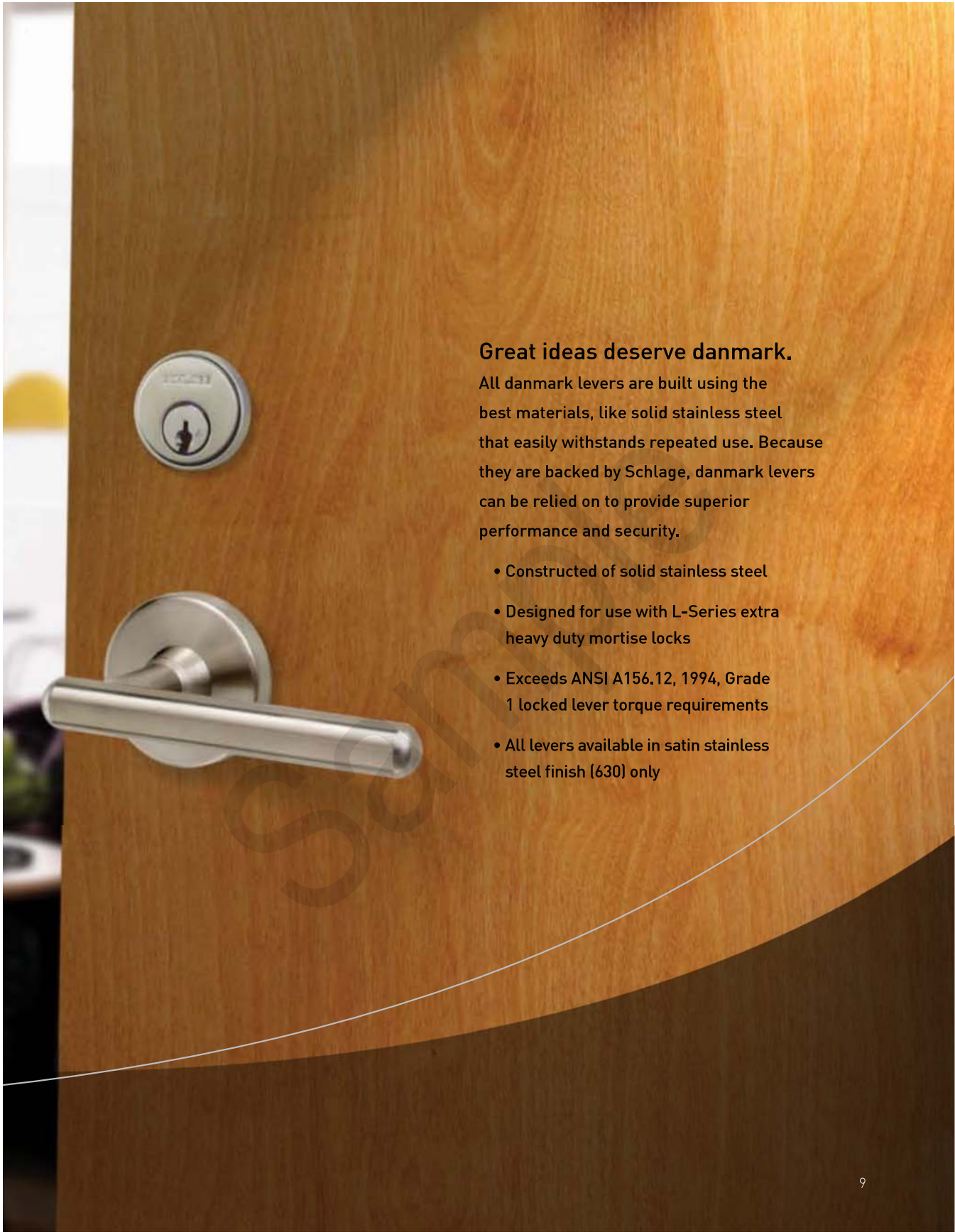
Real Security Sets You Free.™

danmark levers

Designed by architects for architects.

Introducing danmark by Schlage, a sleek, contemporary lever line with a distinctively European influence. Crafted with simplicity and flexibility in mind, danmark levers are pleasing to the eye and the touch, and allow the architect to express his vision down to the very last detail.





Great ideas deserve danmark.

All danmark levers are built using the best materials, like solid stainless steel that easily withstands repeated use. Because they are backed by Schlage, danmark levers can be relied on to provide superior performance and security.

- Constructed of solid stainless steel
- Designed for use with L-Series extra heavy duty mortise locks
- Exceeds ANSI A156.12, 1994, Grade 1 locked lever torque requirements
- All levers available in satin stainless steel finish (630) only



danmark Lever Designs

615
Material: Forged brass and
 cast stainless steel



621
Material: Forged brass and
 cast stainless steel



695
Material: Forged brass and
 cast stainless steel



615
Material: Forged brass and
 cast stainless steel



690
Material: Forged brass and
 cast stainless steel



Finish Key



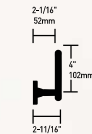
630
Stainless Steel



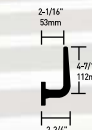
660
Material: Forged brass and cast stainless steel



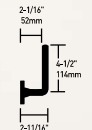
650
Material: Forged brass and cast stainless steel



696
Material: Forged brass and cast stainless steel



640
Material: Forged brass and cast stainless steel



L-Series Commercial Levers

High Performance Meets High Style

Bright and brushed finishes in brass, bronze, chromium, stainless steel and more. Knobs or levers. Sleek sophistication or classic elegance. The L-Series collection offers the choices you need – and a few that might surprise you.

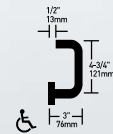
Lever Designs and Finishes



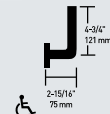
01
Material: Forged brass and cast stainless steel
Finishes: 605, 606, 609, 610, 619, 625, 626, 629, 630



03
Material: Forged brass, bronze and cast stainless steel
Finishes: 605, 606, 609, 610, 611, 612, 613, 616, 619, 625, 626, 629, 630




02
Material: Forged brass and cast stainless steel
Finishes: 605, 606, 609, 610, 619, 625, 626, 629, 630



05
Material: Forged brass, bronze and cast stainless steel
Finishes: 605, 606, 609, 610, 619, 625, 626, 629, 630





AV AWARE
TECHNOLOGIES

ASSOCIATED SAMPLE REPORTS

The following pages are various samples of Reports generated by AVAproject.

Door Machining Sheets
Shop Drawings
Vertical Openings Schedule
Various Materials Lists

Door Machining Sheet

Nominal Width: 36"
Hinge Gap: 0"
Strike Gap: 0"
Actual Door Width: 36"

Nominal Height: 96"
Top Gap: 0"
Undercut: 0"
Actual Door Height: 96"

Thickness: 1 3/4"

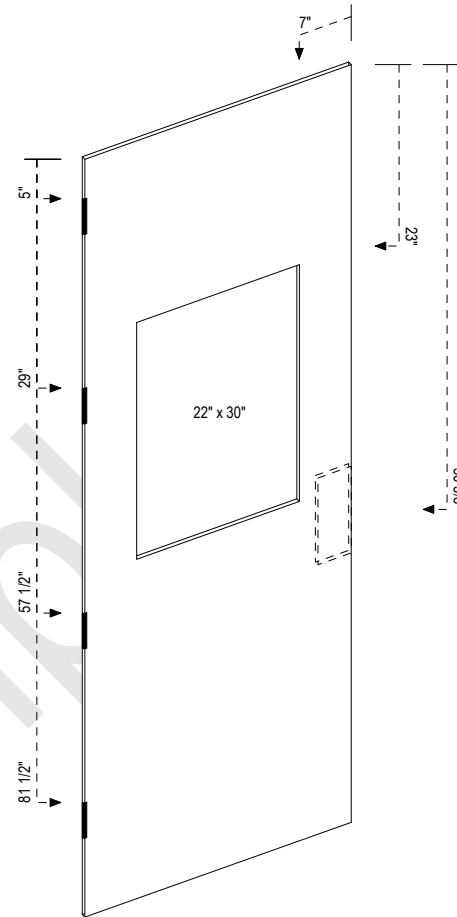
Catalog: Amweld Core: HC
Series: RI Seam: SEM
Matl: 18 ga. CRS Edge: <Std>
Finish: PG Top: <Std>
Label: <None> Bottom: <Std>

Qty Hardware Details

- 4 Hager BB1199 4 1/2" x 4 1/2" US3
Prep: Hinge, Heavy Weight - 4 1/2" (4.50) *
- 1 Schlage L9050P 03 605 RH
Prep: Lock, Mortise - w/Function Holes *
- 1 LCN 4011 REG AL RH
Prep: Closer, Surface - Reg Mount

* Prep for "Daybar" locations.

* Location Information Not Found.



Type: G (C/O)

2 Openings (RH):, 101, 104



AVAware Technologies
2897 Brighton Rd.
Oakville, ON, L6H 6C9

Northwest Conference & Trade Centre
City, State
Job No. RR1-010A

Door Machining Sheet

Nominal Width: 42"

Hinge Gap: 3/32"

Strike Gap: 1/8"

Actual Door Width: 41 25/32"

Nominal Height: 84"

Top Gap: 1/8"

Undercut: 3/4"

Actual Door Height: 83 1/8"

Thickness: 1 3/4"

Catalog: Ceco

Core: HC

Series: RI

Seam: SEM

Matl: 18 ga. CRS

Edge:

Finish: PG

Top:

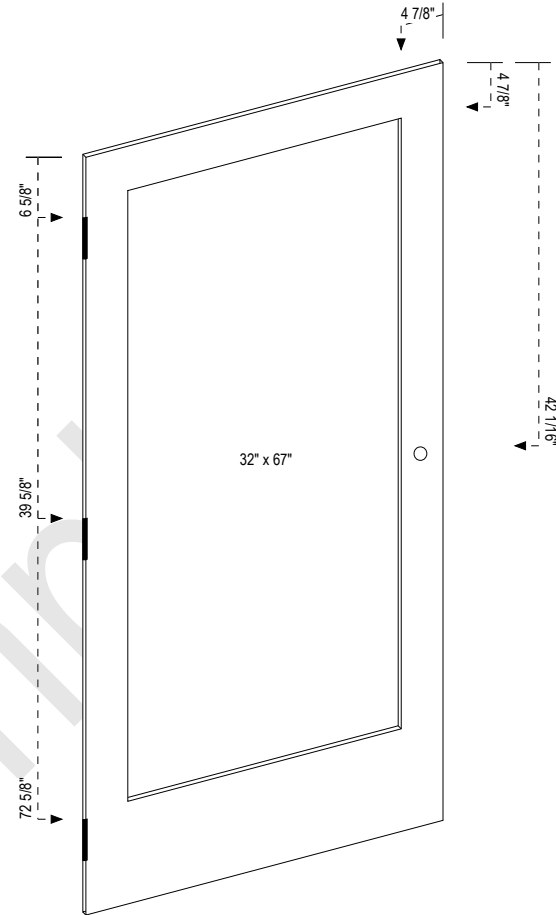
Label: <None>

Bottom:

Qty Hardware Details

- 3 Hager BB1199 4 1/2" x 4 1/2" US3
Prep: Hinge, Heavy Weight - 4 1/2" (45H)
- 1 Schlage A53PD GEO 605
Prep: Lock, 161 (LC1)
- 1 LCN 4011 REG AL LH
Prep: Closer, Surface - Reg Mount (C1)

Prep for "Ceco" locations.



Type: FG (4885)

4 Openings (LH);, 112, 113, 114, 115



AVAware Technologies
2897 Brighton Rd.
Oakville, ON, L6H 6C9

Northwest Conference & Trade Centre
City, State
Job No. RR1-010A

Door Machining Sheet

Nominal Width: 38"

Hinge Gap: 3/32"

Strike Gap: 1/8"

Actual Door Width: 37 25/32"

Nominal Height: 84"

Top Gap: 1/8"

Undercut: 3/4"

Actual Door Height: 83 1/8"

Thickness: 1 3/4"

Catalog: Ceco

Core: HC

Series: RI

Seam: SEM

Matl: 18 ga. CRS

Edge:

Finish: PG

Top:

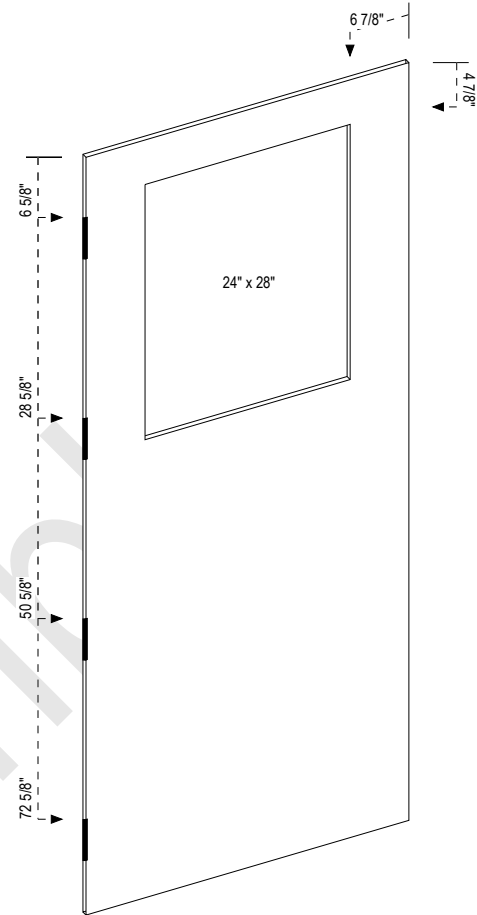
Label: TW

Bottom:

Qty Hardware Details

- 4 Hager BB1199 4 1/2" x 4 1/2" US3
Prep: Hinge, Heavy Weight - 4 1/2" (45H)
- 1 Yale 836A LH CO- 605/605
Prep: No Lock prep.
- 1 LCN 4011 REG AL LH
Prep: Closer, Surface - Reg Mount (C1)

Prep for "Ceco" locations.



Type: G2 (SLIMTRIM)

4 Openings (LH);, 116, 117, 199, 122



AVAware Technologies
2897 Brighton Rd.
Oakville, ON, L6H 6C9

Northwest Conference & Trade Centre
City, State
Job No. RR1-010A

Door Machining Sheet

Nominal Width: 36"

Hinge Gap: 3/32"

Strike Gap: 1/8"

Actual Door Width: 35 25/32"

Nominal Height: 84"

Top Gap: 1/8"

Undercut: 3/4"

Actual Door Height: 83 1/8"

Thickness: 1 3/4"

Catalog: Ceco

Core: HC

Series: RI

Seam: W/SEM

Matl: 16 ga. CRS

Edge:

Finish: PG

Top:

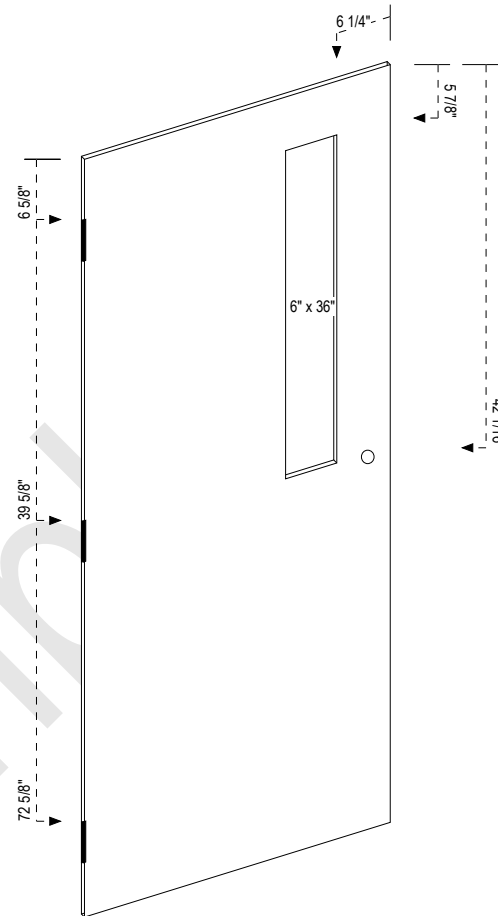
Label: <None>

Bottom:

Qty Hardware Details

- | | |
|---|--|
| 3 | Hager BB1199 4 1/2" x 4 1/2" US3
Prep: Hinge, Heavy Weight - 4 1/2" (45H) |
| 1 | Schlage A53PD GEO 605
Prep: Lock, 161 (LC1) |
| 1 | LCN 4011 REG AL RH
Prep: Closer, Surface - Reg Mount (C1) |

Prep for "Ceco" locations.



Type: N636 (4885)

1 Opening (RH);, 118



AVAware Technologies
2897 Brighton Rd.
Oakville, ON, L6H 6C9

Northwest Conference & Trade Centre
City, State
Job No. RR1-010A

Door Machining Sheet

Nominal Width: 36" 36"
Hinge Gap: 3/32" 3/32"
Strike Gap: 1/8" 1/8"
Actual Door Width: 35 25/32" 35 25/32"

Nominal Height: 84"
Top Gap: 1/8"
Undercut: 3/4"
Actual Door Height: 83 1/8"

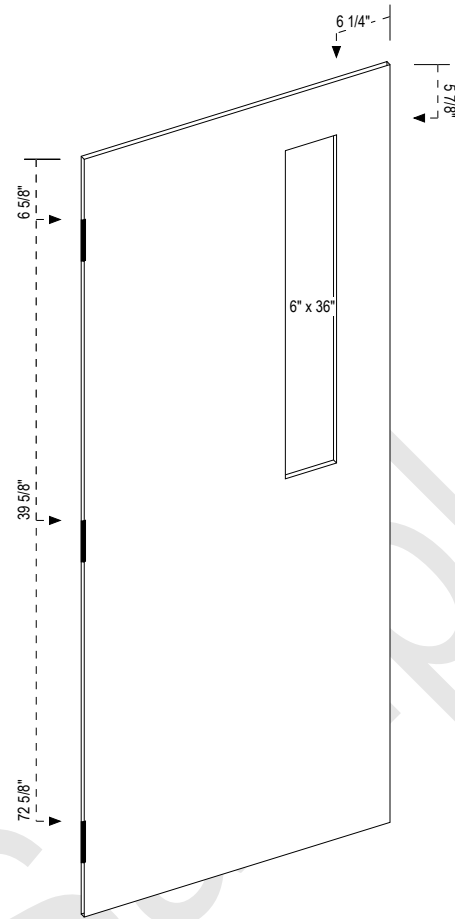
Thickness: 1 3/4"

Catalog: Ceco **Core:** HC
Series: RI **Seam:** SEM
Matl: 18 ga. CRS **Edge:**
Finish: PG **Top:**
Label: <None> **Bottom:**

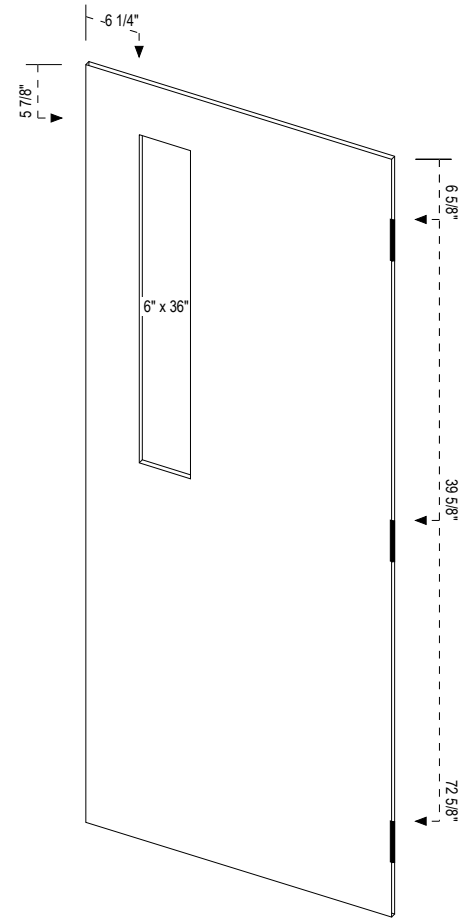
Qty Hardware Details

- 3, 3 Hager 1279 4 1/2" x 4 1/2" USP
Prep: Hinge, Regular Weight - 4 1/2" (45R)
- 1, 1 LCN 4011 REG AL LH,
LCN 4011 REG AL RH
Prep: Closer, Surface - Reg Mount (C1)
- 1, 1 Von Duprin 9447EO US26D LH 36" x 84" Door,
Von Duprin 9447EO US26D RH 36" x 84" Door
Prep: Concealed Vertical Rod (PV9)

Prep for "Ceco" locations.



Type: N636 (C/O)



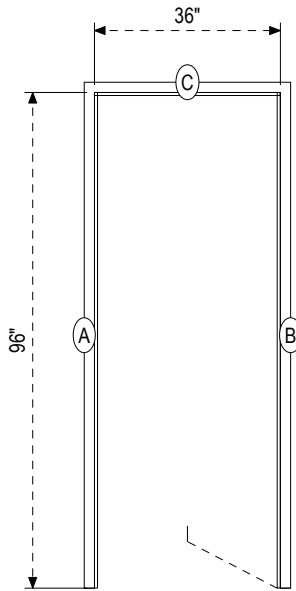
Type: N636 (C/O)

1 Opening (RH,);, 121



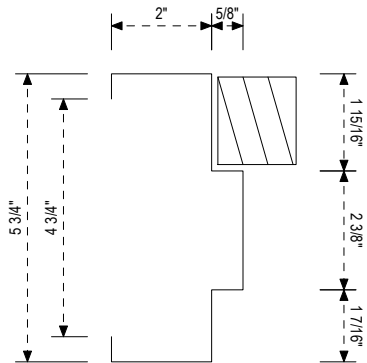
AVAware Technologies
 2897 Brighton Rd.
 Oakville, ON, L6H 6C9

Northwest Conference & Trade Centre
 City, State
 Job No. RR1-010A



2 Openings (RH): 101, 104

		AS575 - 36"x96" - RH - KD		
A	1	Strike Jamb 96" (2"x5 3/4"-RH) Schlage L9050P 03 605 RH (Strike, ASA)	M	98"
B	1	Hinge Jamb 96" (2"x5 3/4"-RH) 4 Hager BB1199 4 1/2" x 4 1/2" US3 (Hinge, Heavy Weight - 4 1/2" (AS0-009))	M	98"
C	1	Header 36" (2"x5 3/4") LCN 4011 REG AL RH (Closer, Surface - Frame Plate (AS0-011A))	M/M	40"

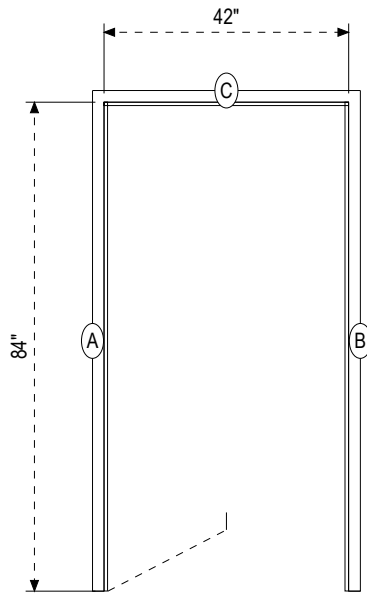


1



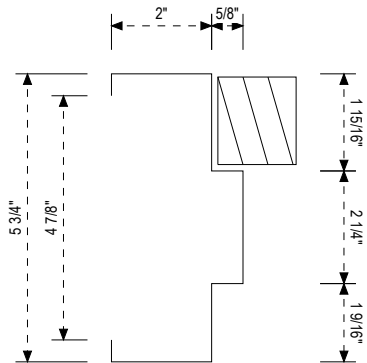
AVAware Technologies
2897 Brighton Rd.
Oakville, ON, L6H 6C9

Northwest Conference & Trade Centre
City, State
Job No. RR1-010A



4 Openings (LH): 112, 113, 114, 115

		FR3PC SU 16 CRS 534 478 3670 LH KD F200		
A	1	FRHJ S 16 CRS 534 478 70 LH F200	M	86"
		3 Hager BB1199 4 1/2" x 4 1/2" US3		
		(Hinge, Heavy Weight - 4 1/2")		
B	1	FRLJ S 16 CRS 534 478 70 LH F200	M	86"
		Schlage A53PD GEO 605		
		(Strike, ASA)		
C	1	FRFH S 16 CRS 534 478 36 F200	M/M	46"
		LCN 4011 REG AL LH		
		(Closer, Surface - Frame Plate (C1))		

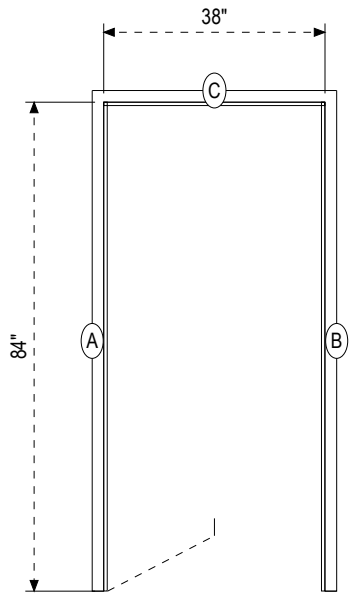


1



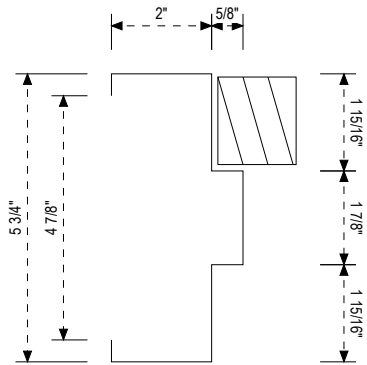
AVAware Technologies
2897 Brighton Rd.
Oakville, ON, L6H 6C9

Northwest Conference & Trade Centre
City, State
Job No. RR1-010A



4 Openings (LH): 116, 117, 199, 122

		FR3PC SQ 16 CRS 534 478 3270 LH V2 TW F200		
A	1	FRHJ S 16 CRS 534 478 70 LH F200 4 Hager BB1199 4 1/2" x 4 1/2" US3 (Hinge, Heavy Weight - 4 1/2")	M	86"
B	1	FRLJ S 16 CRS 534 478 70 LH F200	M	86"
C	1	FRFH S 16 CRS 534 478 32 F200 LCN 4011 REG AL LH (Closer, Surface - Frame Plate (C1))	M/M	42"



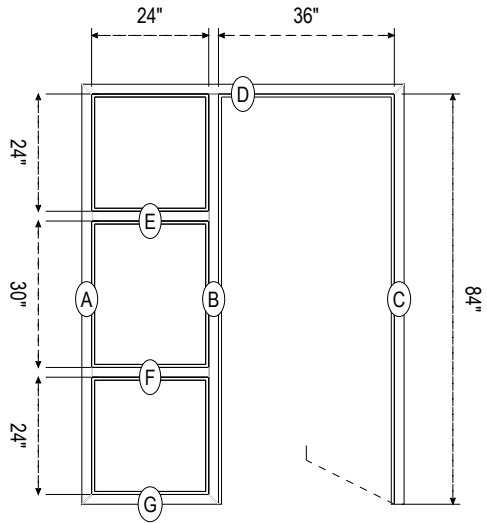
1

Sample



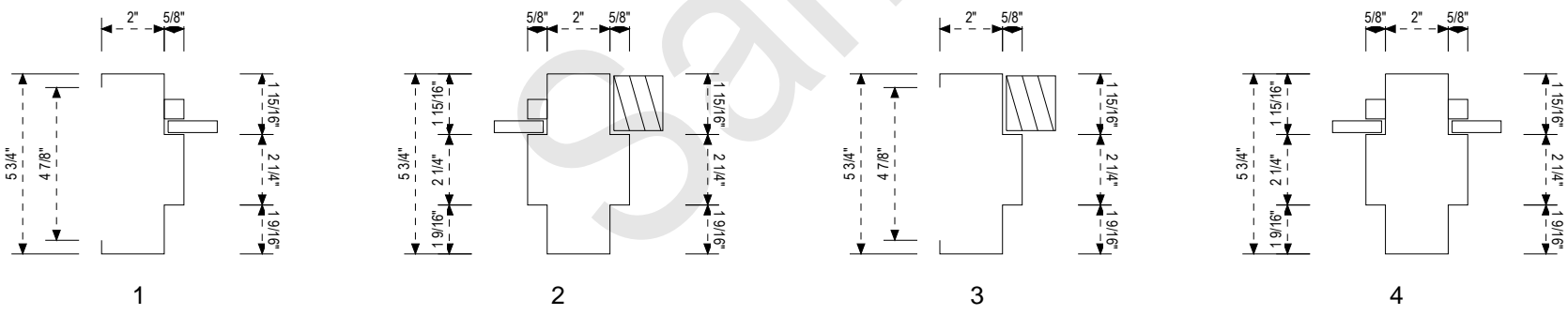
AVAware Technologies
2897 Brighton Rd.
Oakville, ON, L6H 6C9

Northwest Conference & Trade Centre
City, State
Job No. RR1-010A



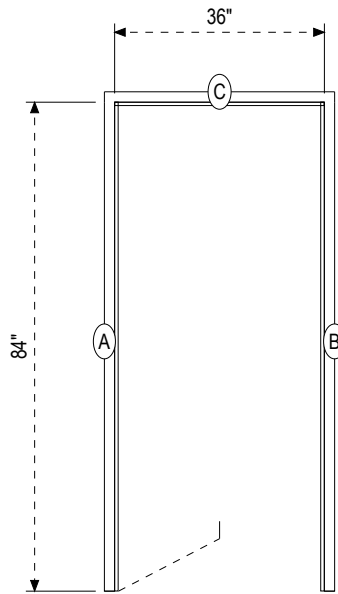
1 Opening (RH): 118

		FRSPCL S 16 CRS 534 478 KD		
A	1	FRST 86" S 16 CRS 534 478	M/M	86"
B	2	FRDTW 84" S 16 CRS 534 478 Schlage A53PD GEO 605 (Strike, ASA)	N/M	84"
C	3	FRST 86" S 16 CRS 534 478 3 Hager BB1199 4 1/2" x 4 1/2" US3 (Hinge, Heavy Weight - 4 1/2")	M	86"
D	1	FRST 66" S 16 CRS 534 478 LCN 4011 REG AL RH (Closer, Surface - Frame Plate (C1))	M/M	66"
E	4	FRDTW 24" S 16 CRS 534 478	N/N	24"
F	4	FRDTW 24" S 16 CRS 534 478	N/N	24"



AVAware Technologies
2897 Brighton Rd.
Oakville, ON, L6H 6C9

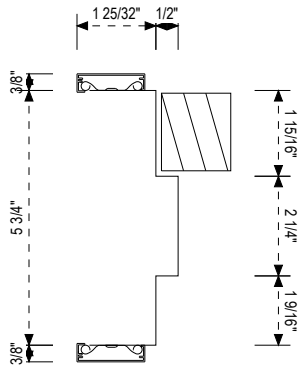
Northwest Conference & Trade Centre
City, State
Job No. RR1-010A



1 Opening (LH): 123

Three-Sided Frame 36"x84" (C-TA-23-CRS-18-5
3/4"-SC101-KD-LH)

A	1	Hinge Jamb 84" (1 25/32"x5 3/4"-LH) 3 Hager BB1199 4 1/2" x 4 1/2" US3 (Hinge, Heavy Weight - 4 1/2")	N	84"
B	1	Strike Jamb 84" (1 25/32"x5 3/4"-LH) Schlage A53PD GEO 605 (Strike, ASA)	N	84"
C	1	Header 36" (1 25/32"x5 3/4")		39 9/16"
		LCN 4011 REG AL LH (Closer, Surface - Frame Plate)		



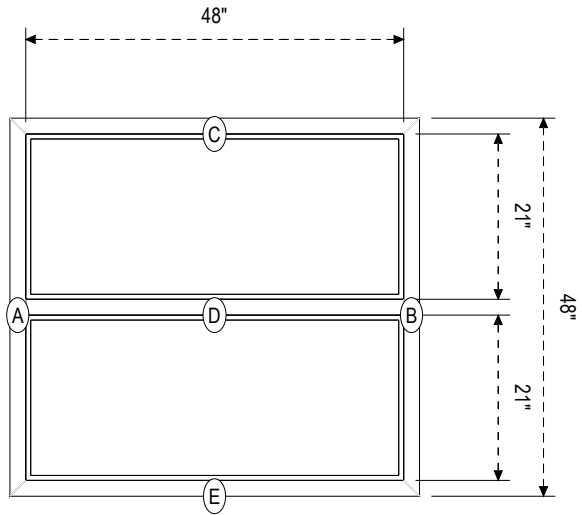
1



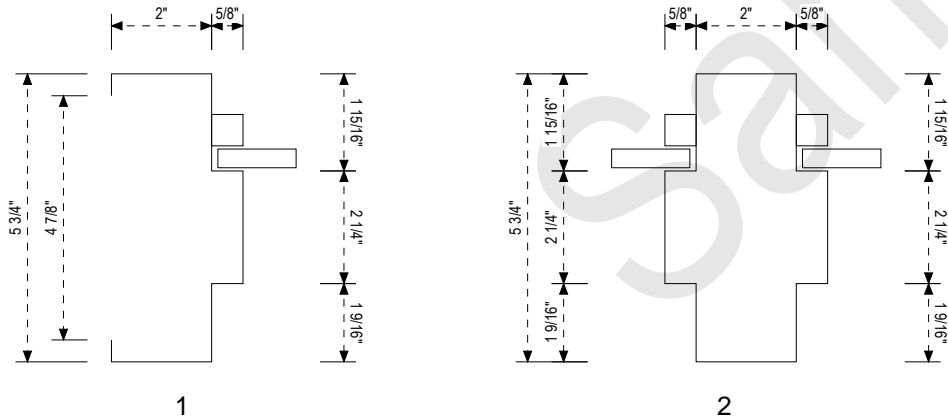
AVAware Technologies
2897 Brighton Rd.
Oakville, ON, L6H 6C9

Northwest Conference & Trade Centre
City, State
Job No. RR1-010A

1 Opening: 127

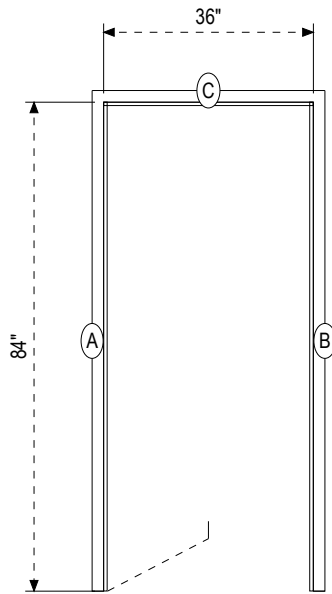


FRSPCL S 16 A60 534 478 KD CU			
A	1	FRST 48" S 16 A60 534 478	M/M 48"
B	1	FRST 48" S 16 A60 534 478	M/M 48"
C	1	FRST 52" S 16 A60 534 478	M/M 52"
D	2	FRDTW 48" S 16 A60 534 478	N/N 48"
E	1	FRST 52" S 16 A60 534 478	M/M 52"
Total Glazing Bead			271"
G1		Glazing Bead 135 1/2" (5/8"x5/8")	135 1/2"
G2		Glazing Bead 135 1/2" (5/8"x5/8")	135 1/2"



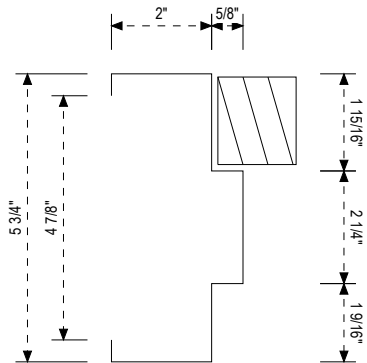
AVAware Technologies
 2897 Brighton Rd.
 Oakville, ON, L6H 6C9

Northwest Conference & Trade Centre
 City, State
 Job No. RR1-010A



1 Opening (LH): 134

		FR3PC SU 16 A60 534 478 3070 LH KD CU F200		
A	1	FRHJ S 16 A60 534 478 70 LH F200 3 Hager BB1199 4 1/2" x 4 1/2" US3 (Hinge, Heavy Weight - 4 1/2")	M	86"
B	1	FRLJ S 16 A60 534 478 70 LH F200 Schlage A53PD GEO 605 (Strike, ASA)	M	86"
C	1	FRFH S 16 A60 534 478 30 F200 LCN 4011 REG AL LH (Closer, Surface - Frame Plate (C1))	M/M	40"

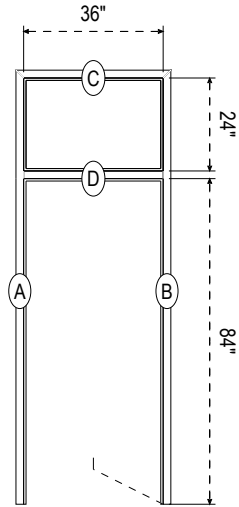


1



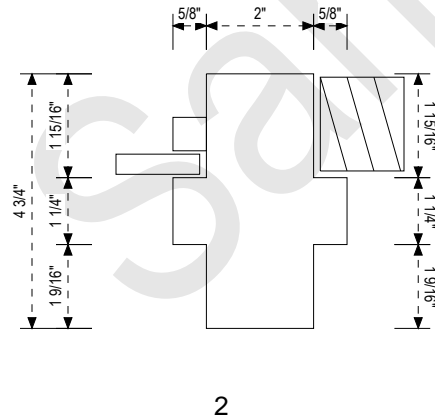
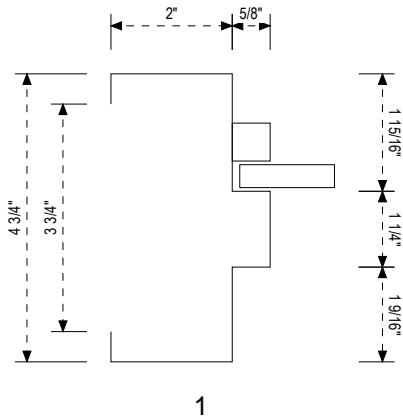
AVAware Technologies
2897 Brighton Rd.
Oakville, ON, L6H 6C9

Northwest Conference & Trade Centre
City, State
Job No. RR1-010A



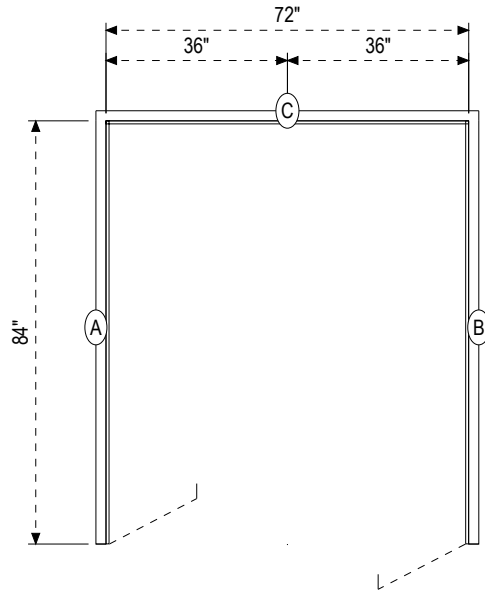
1 Opening (RH): 128

		FRSPCL S 16 CRS 434 334 KD		
A	1	FRST 112" S 16 CRS 434 334	M	112"
		Schlage A53PD GEO 605		
		(Strike, ASA)		
B	1	FRST 112" S 16 CRS 434 334	M	112"
		3 Hager BB1199 4 1/2" x 4 1/2" US3		
		(Hinge, Heavy Weight - 4 1/2")		
C	1	FRST 40" S 16 CRS 434 334	M/M	40"
D	2	FRDTW 36" S 16 CRS 434 334	N/N	36"
		LCN 4011 REG AL RH		
		(Closer, Surface - Frame Plate (C1))		
		Total Glazing Bead		117 1/2"
G1		Glazing Bead 117 1/2" (5/8"x5/8")		117 1/2"



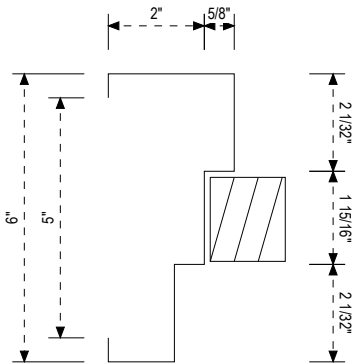
AVAware Technologies
2897 Brighton Rd.
Oakville, ON, L6H 6C9

Northwest Conference & Trade Centre
City, State
Job No. RR1-010A

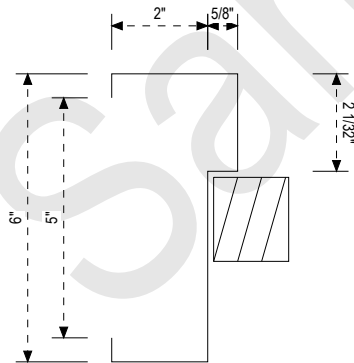


1 Opening (R-RHR): 200

		FR3PC SE1 16 CRS 600 500 6070 R-RHR KD F200		
A	1	FRHJ S 16 CRS 600 500 70 RHR F200	N	84"
		3 Hager 1279 4 1/2" x 4 1/2" USP		
		(Hinge, Regular Weight - 4 1/2" (45R))		
B	1	FRHJ S 16 CRS 600 500 70 RHR F200	N	84"
		3 Hager 1279 4 1/2" x 4 1/2" USP		
		(Hinge, Regular Weight - 4 1/2" (45R))		
C	2	FRFH S 16 CRS 600 500 60 F200		76"
		2 LCN 4011 REG AL RHR		
		(Closer, Surface - Frame Plate (C1))		
		2 Von Duprin 9447EO US26D RHR 36" x 84" Door		
		(Strike, Mortise - Head)		



1

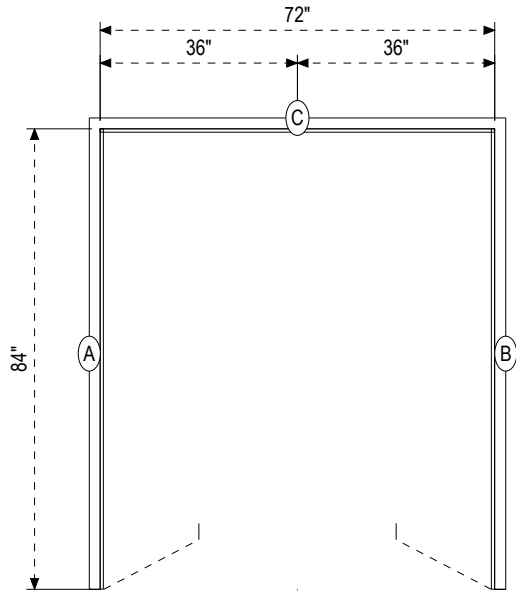


2



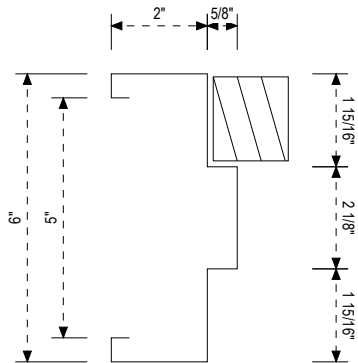
AVAware Technologies
2897 Brighton Rd.
Oakville, ON, L6H 6C9

Northwest Conference & Trade Centre
City, State
Job No. RR1-010A



1 Opening (LHA): 202

A	1	FR3PC DQ 16 CRS 600 500 6070 LH KD F200 FRHJ DQ 16 CRS 600 500 70 LH F200 3 Hager 1279 4 1/2" x 4 1/2" USP (Hinge, Regular Weight - 4 1/2" (45R))	M	86"
B	1	FRHJ DQ 16 CRS 600 500 70 RH F200 3 Hager 1279 4 1/2" x 4 1/2" USP (Hinge, Regular Weight - 4 1/2" (45R))	M	86"
C	1	FRFH DQ 16 CRS 600 500 60 F200 2 LCN 4011 REG AL RH (Closer, Surface - Frame Plate (C1)) 2 Von Duprin 9447EO US26D RH 36" x 84" Door (Strike, Mortise - Head)	M/M	76"

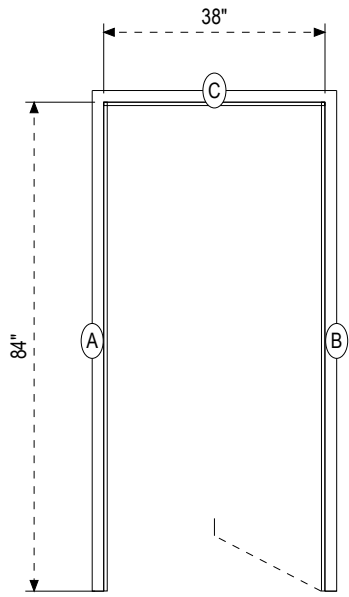


1



AVAware Technologies
2897 Brighton Rd.
Oakville, ON, L6H 6C9

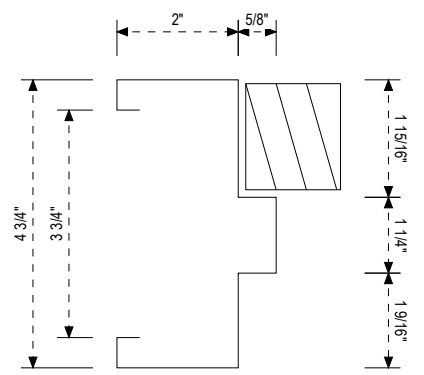
Northwest Conference & Trade Centre
City, State
Job No. RR1-010A



10 Openings (RH): 300, 302, 304, 307, 308, 309, 310, 501, 503, 505

		FR3PC DU 16 CRS 434 334 3270 RH KD F200		
A	1	FRLJ DU 16 CRS 434 334 70 RH F200	M	86"
B	1	FRHJ DU 16 CRS 434 334 70 RH F200	M	86"
		3 Hager BB1199 4 1/2" x 4 1/2" US3 (Hinge, Heavy Weight - 4 1/2")		
C	1	FRFH DU 16 CRS 434 334 32 F200	M/M	42"
		LCN 4011 REG AL RH (Closer, Surface - Frame Plate (C1))		

Sample

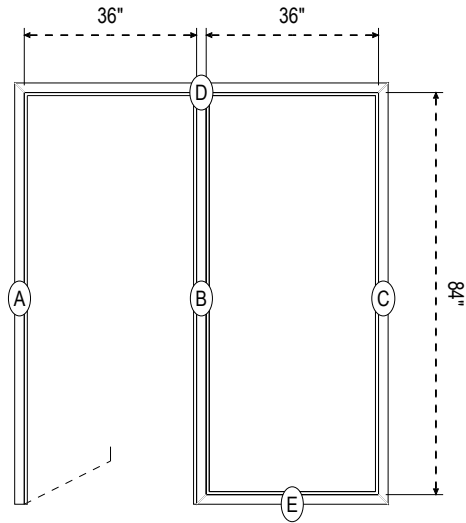


1



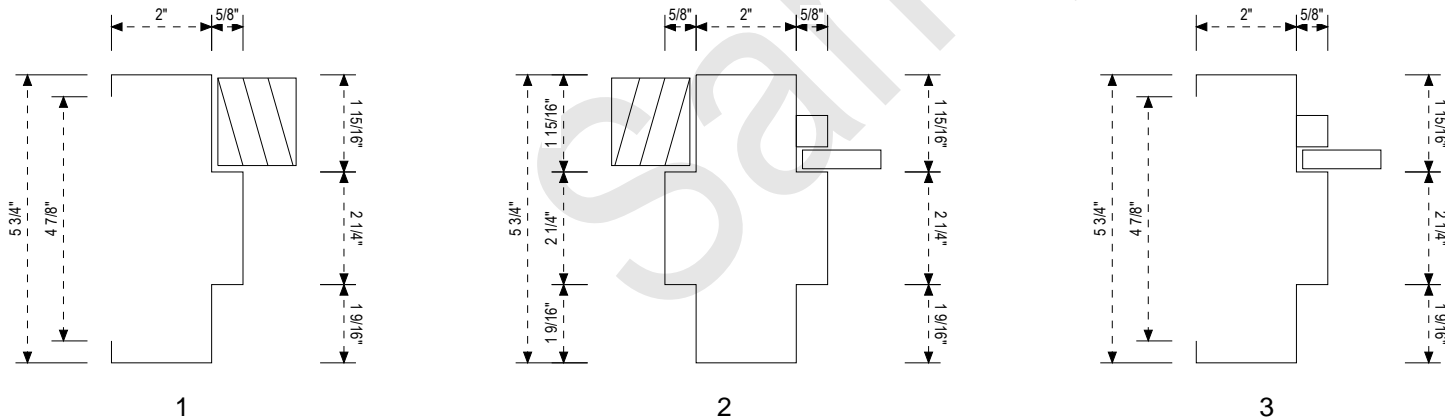
AVAware Technologies
2897 Brighton Rd.
Oakville, ON, L6H 6C9

Northwest Conference & Trade Centre
City, State
Job No. RR1-010A



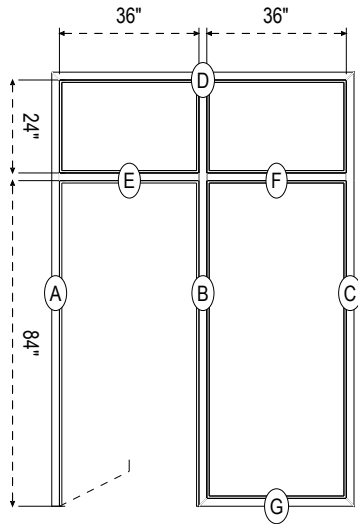
1 Opening (LH): 301

A	1	FRSPCL S 16 CRS 534 478 KD FRST 88" S 16 CRS 534 478 3 Hager BB1199 4 1/2" x 4 1/2" US3 (Hinge, Heavy Weight - 4 1/2")	M	88"
B	2	FRDTW 86" S 16 CRS 534 478 Schlage A53PD GEO 605 (Strike, ASA)	N/M	86"
C	3	FRST 88" S 16 CRS 534 478	M/M	88"
D	1	FRST 78" S 16 CRS 534 478 LCN 4011 REG AL LH (Closer, Surface - Frame Plate (C1))	M/M	78"
E	3	FRST 40" S 16 CRS 534 478 Total Glazing Bead	M/M	40" 237 1/2"
G1		Glazing Bead 237 1/2" (5/8"x5/8")		237 1/2"



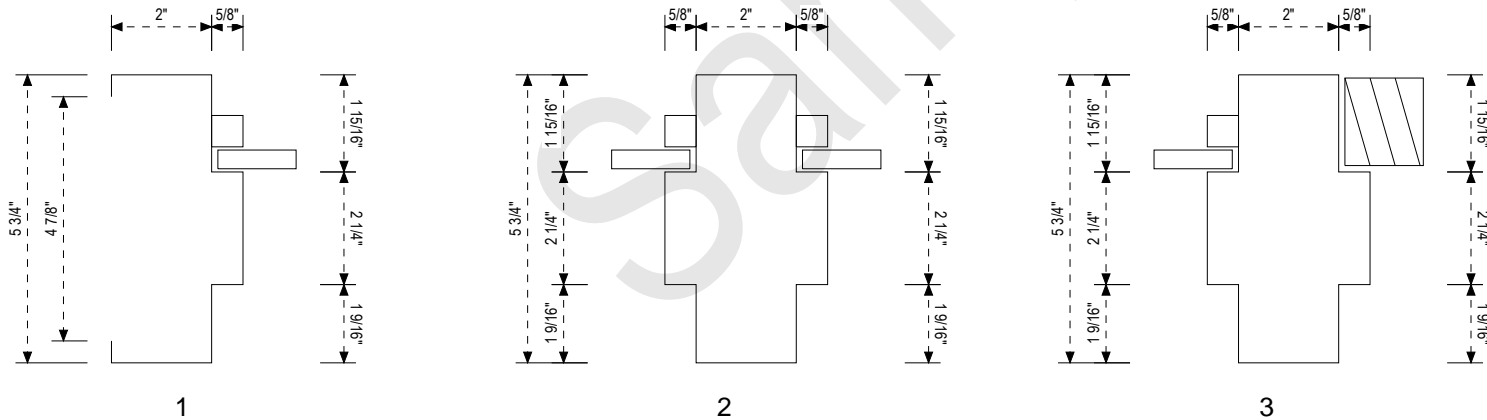
AVAware Technologies
2897 Brighton Rd.
Oakville, ON, L6H 6C9

Northwest Conference & Trade Centre
City, State
Job No. RR1-010A



1 Opening (LH): 303

		FRSPCL S 16 CRS 534 478 KD		
A	1	FRST 112" S 16 CRS 534 478 4 Hager BB1199 4 1/2" x 4 1/2" US3 (Hinge, Heavy Weight - 4 1/2")	M	112"
B	2	FRDTW 110" S 16 CRS 534 478 Schlage L9050P 03 605 LH (Strike, ASA)	N/M	110"
C	1	FRST 112" S 16 CRS 534 478	M/M	112"
D	1	FRST 78" S 16 CRS 534 478	M/M	78"
E	3	FRDTW 36" S 16 CRS 534 478 LCN 4011 REG AL LH (Closer, Surface - Frame Plate (C1))	N/N	36"
F	2	FRDTW 36" S 16 CRS 534 478	N/N	36"



AVAware Technologies
2897 Brighton Rd.
Oakville, ON, L6H 6C9

Northwest Conference & Trade Centre
City, State
Job No. RR1-010A

G	1	FRST 40" S 16 CRS 534 478	M/M	40"
		Total Glazing Bead		468 1/2"
G1		Glazing Bead 117 1/2" (5/8"x5/8")		117 1/2"
G2		Glazing Bead 117 1/2" (5/8"x5/8")		117 1/2"
G3		Glazing Bead 233 1/2" (5/8"x5/8")		233 1/2"

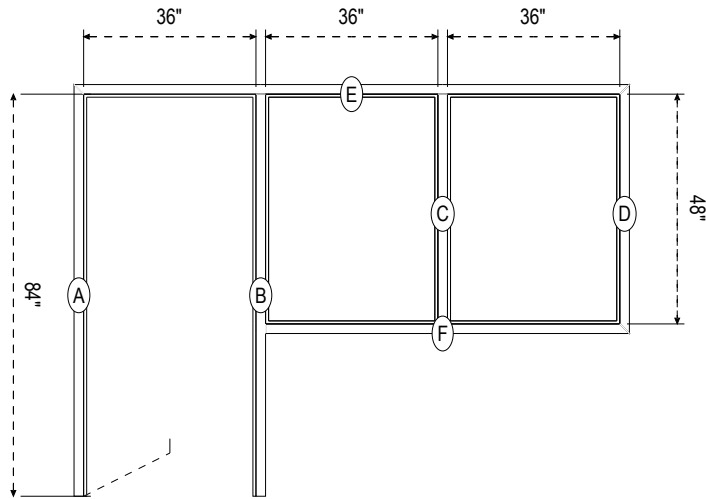
Sample



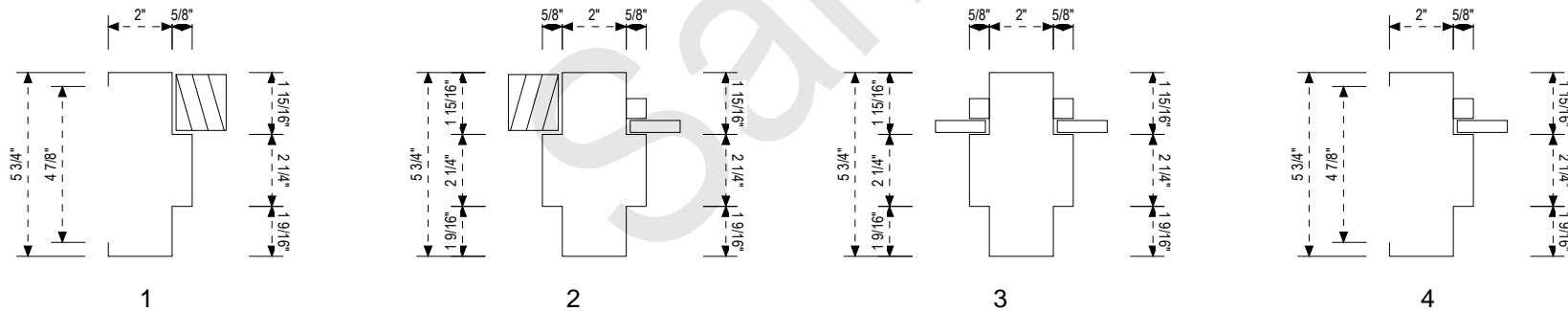
AVAware Technologies
 2897 Brighton Rd.
 Oakville, ON, L6H 6C9

Northwest Conference & Trade Centre
 City, State
 Job No. RR1-010A

1 Opening (LH): 305



A	1	FRSPCL S 16 CRS 534 478 KD FRST 86" S 16 CRS 534 478 3 Hager BB1199 4 1/2" x 4 1/2" US3 (Hinge, Heavy Weight - 4 1/2")	M	86"
B	2	FRDWTW 84" S 16 CRS 534 478 Mullion Cutout 34" Schlage A53PD GEO 605 (Strike, ASA)	N	84" 34"
C	3	FRDWTW 48" S 16 CRS 534 478	N/N	48"
D	4	FRST 52" S 16 CRS 534 478	M/M	52"
E	1	FRST 116" S 16 CRS 534 478 LCN 4011 REG AL LH (Closer, Surface - Frame Plate (C1))	M/M	116"
F	4	FRST 76" S 16 CRS 534 478	N/M	76"



AVAware Technologies
2897 Brighton Rd.
Oakville, ON, L6H 6C9

Northwest Conference & Trade Centre
City, State
Job No. RR1-010A

2 Single doors, Hallway To Office

Opening: 101, 104

Numbers

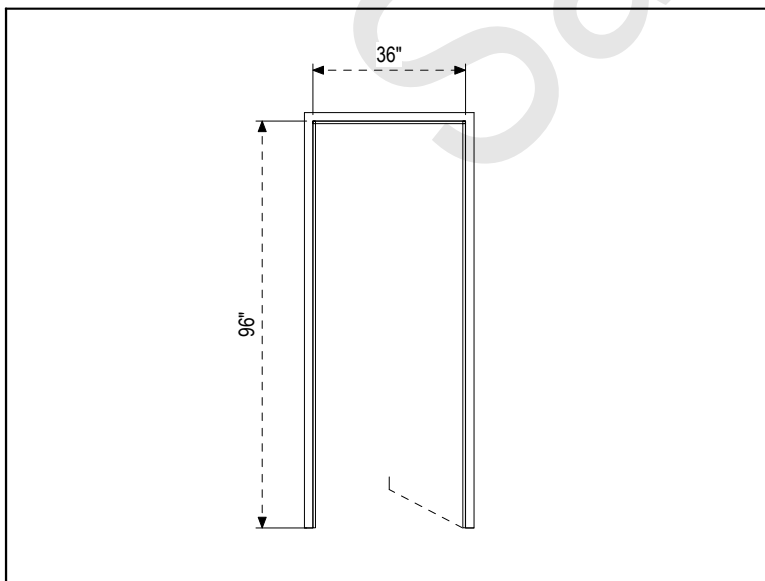
Opening Size: 36" x 96" x 1 3/4" (RH)

<u>Label</u>	<u>Frame Series</u>	<u>Frame Mat'l</u>	<u>Frame Gauge</u>	<u>Frame Catalog</u>	<u>Frame Profile</u>	<u>Jamb Depth</u>	<u>Facing (Jamb, Hd)</u>	<u>Frame Construction</u>
	AS	A40	16	Daybar	AS	5 3/4"		KD

<u>Door Series</u>	<u>Door Mat'l</u>	<u>Door Gauge</u>	<u>Door Thickness</u>	<u>Door Type</u>	<u>Lite Kit</u>	<u>Door Core</u>	<u>Door Seam</u>	<u>Door Edge</u>	<u>Door Finish</u>
RI	CRS	18	1 3/4"	G	C/O	HC	SEM		PG

Installed Hardware (Group: A.1)

4	Standard Hinge	Hager BB1199 4 1/2" x 4 1/2" US3	US3
1	Lockset	Schlage L9050P 03 605 RH	605
1	Surface Closer	LCN 4011 REG AL RH	AL
1	Threshold	NGP 410DKB-36"	DKB
1	Gasketing	NGP 5050B-204"	B



AVAware Technologies
2897 Brighton Rd.
Oakville, ON, L6H 6C9

Northwest Conference & Trade Centre
City, State
Job No. RR1-010A

4 Single doors, Hallway To Office

Opening: 112, 113, 114, 115
Numbers

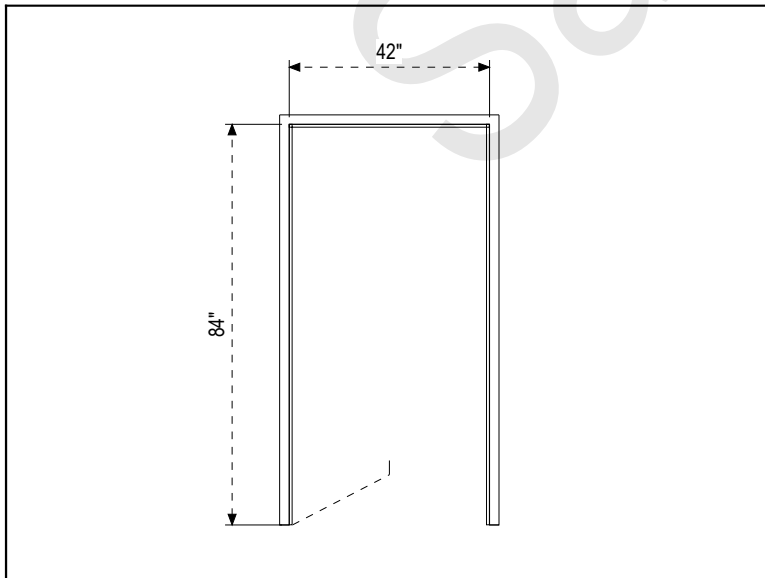
Opening Size: 42" x 84" x 1 3/4" (LH)

Label	Frame Series	Frame Mat'l	Frame Gauge	Frame Catalog	Frame Profile	Jamb Depth	Facing (Jamb, Hd)	Frame Construction
	S	CRS	16	Ceco	SU	5 3/4"		KD

Door Series	Door Mat'l	Door Gauge	Door Thickness	Door Type	Lite Kit	Door Core	Door Seam	Door Edge	Door Finish
RI	CRS	18	1 3/4"	FG	4885	HC	SEM		PG

Installed Hardware (Group: A)

3	Standard Hinge	Hager BB1199 4 1/2" x 4 1/2" US3	US3
1	Lockset	Schlage A53PD GEO 605	605
1	Surface Closer	LCN 4011 REG AL LH	AL
1	Floor Door Stop	Hager 241F x US3	US3
1	Threshold	NGP 410DKB-36"	DKB
1	Gasketing	NGP 5050B-204"	B



AVAware Technologies
 2897 Brighton Rd.
 Oakville, ON, L6H 6C9

Northwest Conference & Trade Centre
 City, State
 Job No. RR1-010A

4 Single doors, Hallway To Office

Opening: 116, 117, 199, 122

Numbers

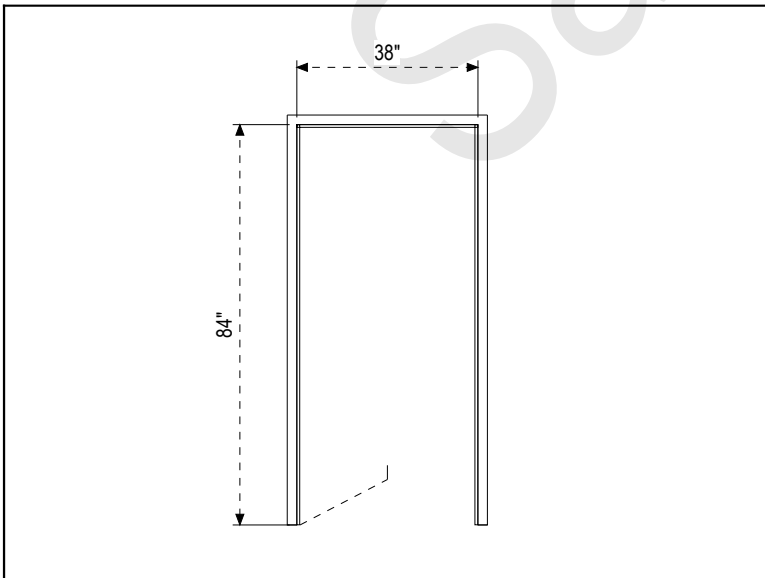
Opening Size: 38" x 84" x 1 3/4" (LH)

<u>Label</u>	<u>Frame Series</u>	<u>Frame Mat'l</u>	<u>Frame Gauge</u>	<u>Frame Catalog</u>	<u>Frame Profile</u>	<u>Jamb Depth</u>	<u>Facing (Jamb, Hd)</u>	<u>Frame Construction</u>
TW	S	CRS	16	Ceco	SQ	5 3/4"		V2

<u>Door Series</u>	<u>Door Mat'l</u>	<u>Door Gauge</u>	<u>Door Thickness</u>	<u>Door Type</u>	<u>Lite Kit</u>	<u>Door Core</u>	<u>Door Seam</u>	<u>Door Edge</u>	<u>Door Finish</u>
RI	CRS	18	1 3/4"	G2	SLIMTRIMHC		SEM		PG

Installed Hardware (Group: A.2)

4	Standard Hinge	Hager BB1199 4 1/2" x 4 1/2" US3	US3
1	Dummy Trim	Yale 836A LH CO- 605/605	605/605
1	Surface Closer	LCN 4011 REG AL LH	AL



AVAware Technologies
2897 Brighton Rd.
Oakville, ON, L6H 6C9

Northwest Conference & Trade Centre
City, State
Job No. RR1-010A

1 Single door, Hallway To Office

Opening: 118
Number

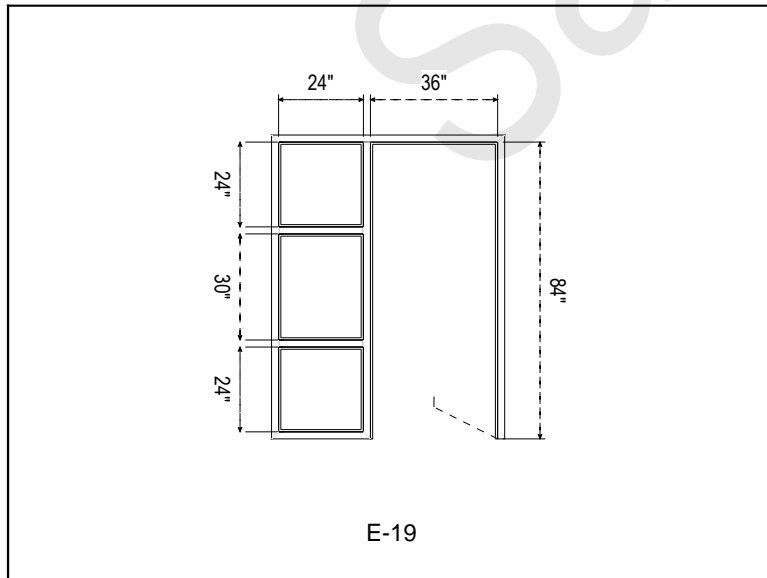
Opening Size: 36" x 84" x 1 3/4" (RH)

Label	Frame Series	Frame Mat'l	Frame Gauge	Frame Catalog	Frame Profile	Jamb Depth	Facing (Jamb, Hd)	Frame Construction
	S	CRS	16	Ceco	SU	5 3/4"		KD

Door Series	Door Mat'l	Door Gauge	Door Thickness	Door Type	Lite Kit	Door Core	Door Seam	Door Edge	Door Finish
RI	CRS	16	1 3/4"	N636	4885	HC	W/SEM		PG

Installed Hardware (Group: A)

3	Standard Hinge	Hager BB1199 4 1/2" x 4 1/2" US3	US3
1	Lockset	Schlage A53PD GEO 605	605
1	Surface Closer	LCN 4011 REG AL RH	AL
1	Floor Door Stop	Hager 241F x US3	US3
1	Threshold	NGP 410DKB-36"	DKB
1	Gasketing	NGP 5050B-204"	B



AVAware Technologies
2897 Brighton Rd.
Oakville, ON, L6H 6C9

Northwest Conference & Trade Centre
City, State
Job No. RR1-010A

1 Pair of doors, Hallway To Office

Opening: 121
Number

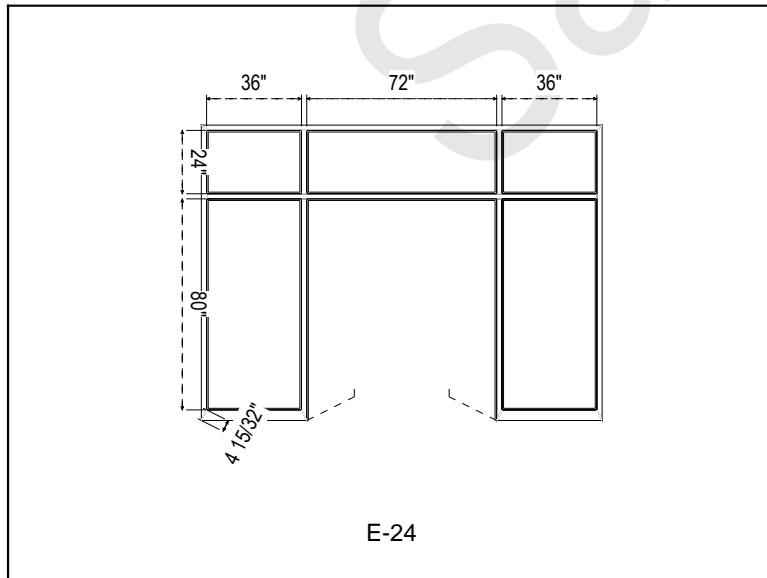
Opening Size: 36", 36" x 84" x 1 3/4" (RHA)

Label	Frame Series	Frame Mat'l	Frame Gauge	Frame Catalog	Frame Profile	Jamb Depth	Facing (Jamb, Hd)	Frame Construction
	S	CRS	16	Ceco	SU	5 3/4"		KD

Door Series	Door Mat'l	Door Gauge	Door Thickness	Door Type	Lite Kit	Door Core	Door Seam	Door Edge	Door Finish
RI	CRS	18	1 3/4"	N636	C/O	HC	SEM		PG

Installed Hardware (Group: B)

6	Standard Hinge	Hager 1279 4 1/2" x 4 1/2" USP	USP
1	Exit Device	Von Duprin 9447EO US26D LH 36" x 84" Door	US26D
1	Exit Device	Von Duprin 9447EO US26D RH 36" x 84" Door	US26D
1	Surface Closer	LCN 4011 REG AL LH	AL
1	Surface Closer	LCN 4011 REG AL RH	AL



AVAware Technologies
2897 Brighton Rd.
Oakville, ON, L6H 6C9

Northwest Conference & Trade Centre
City, State
Job No. RR1-010A

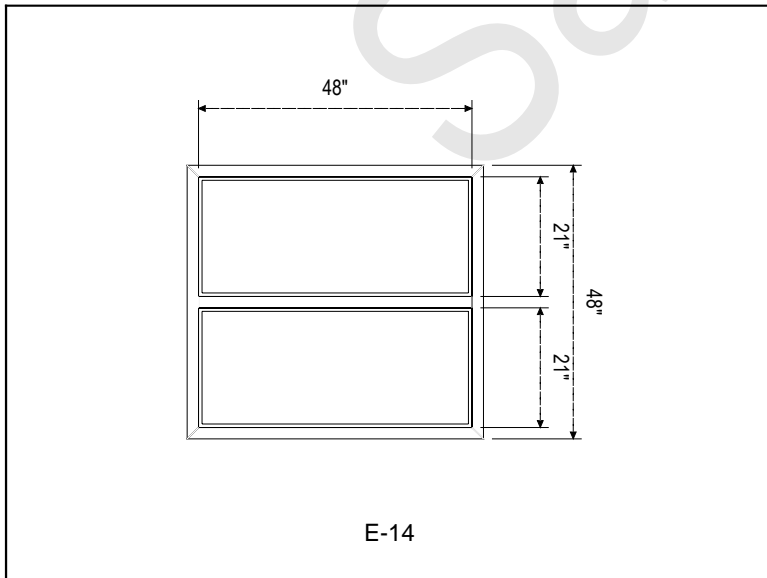
1 Elevation, Hallway To Office

Opening: 127
Number

Opening Size: ___ x ___ x ___

<u>Label</u>	<u>Frame Series</u>	<u>Frame Mat'l</u>	<u>Frame Gauge</u>	<u>Frame Catalog</u>	<u>Frame Profile</u>	<u>Jamb Depth</u>	<u>Facing (Jamb, Hd)</u>	<u>Frame Construction</u>
CU	S	A60	16	Ceco	SU	5 3/4"		KD

<u>Door Series</u>	<u>Door Mat'l</u>	<u>Door Gauge</u>	<u>Door Thickness</u>	<u>Door Type</u>	<u>Lite Kit</u>	<u>Door Core</u>	<u>Door Seam</u>	<u>Door Edge</u>	<u>Door Finish</u>



AVAware Technologies
 2897 Brighton Rd.
 Oakville, ON, L6H 6C9

Northwest Conference & Trade Centre
 City, State
 Job No. RR1-010A

1 Pair of doors, Hallway To Office

Opening: 200

Number

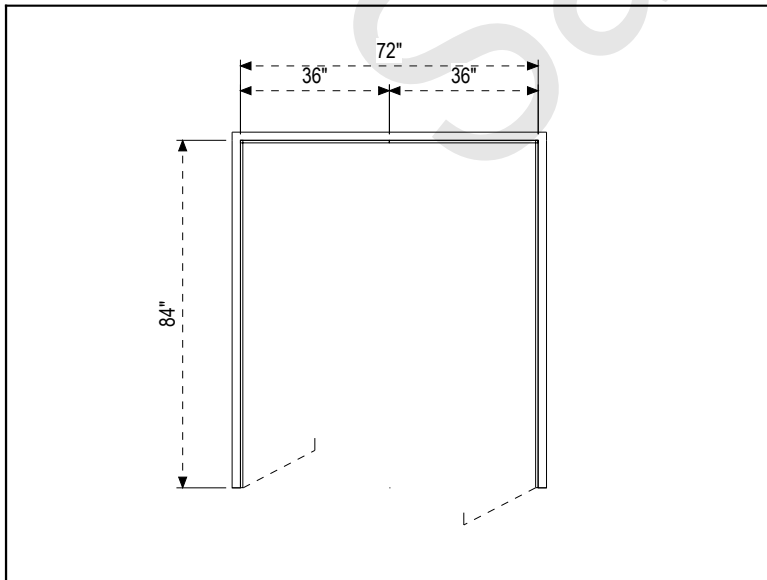
Opening Size: 36", 36" x 84" x 1 3/4" (R-RHR)

Label	Frame Series	Frame Mat'l	Frame Gauge	Frame Catalog	Frame Profile	Jamb Depth	Facing (Jamb, Hd)	Frame Construction
	S	CRS	16	Ceco	SQ	6"		KD

Door Series	Door Mat'l	Door Gauge	Door Thickness	Door Type	Lite Kit	Door Core	Door Seam	Door Edge	Door Finish
RI	CRS	16	1 3/4"	G	4885	HC	W/SEM		PG

Installed Hardware (Group: B)

6	Standard Hinge	Hager 1279 4 1/2" x 4 1/2" USP	USP
2	Exit Device	Von Duprin 9447EO US26D RHR 36" x 84" Door	US26D
2	Surface Closer	LCN 4011 REG AL RHR	AL



AVAware Technologies
2897 Brighton Rd.
Oakville, ON, L6H 6C9

Northwest Conference & Trade Centre
City, State
Job No. RR1-010A

1 Pair of doors, Hallway To Office

Opening: 202
Number

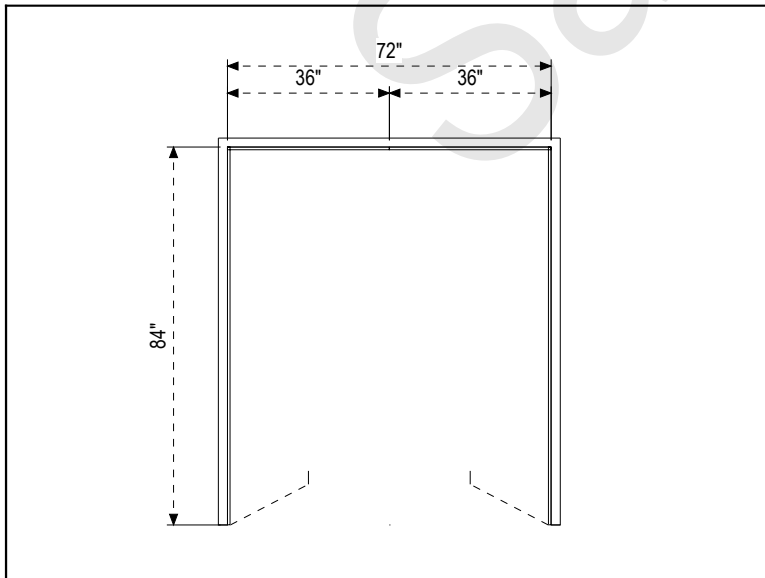
Opening Size: 36", 36" x 84" x 1 3/4" (LHA)

Label	Frame Series	Frame Mat'l	Frame Gauge	Frame Catalog	Frame Profile	Jamb Depth	Facing (Jamb, Hd)	Frame Construction
	D	CRS	16	Ceco	DQ	6"		KD

Door Series	Door Mat'l	Door Gauge	Door Thickness	Door Type	Lite Kit	Door Core	Door Seam	Door Edge	Door Finish
RI	CRS	16	1 3/4"	G	4885	HC	W/SEM		P__

Installed Hardware (Group: B)

6	Standard Hinge	Hager 1279 4 1/2" x 4 1/2" USP	USP
1	Exit Device	Von Duprin 9447EO US26D LH 36" x 84" Door	US26D
1	Exit Device	Von Duprin 9447EO US26D RH 36" x 84" Door	US26D
1	Surface Closer	LCN 4011 REG AL LH	AL
1	Surface Closer	LCN 4011 REG AL RH	AL



AVAware Technologies
 2897 Brighton Rd.
 Oakville, ON, L6H 6C9

Northwest Conference & Trade Centre
 City, State
 Job No. RR1-010A

10 Single doors, Hallway To Office

Opening Numbers: 300, 302, 304, 307, 308, 309, 310, 501, 503, 505

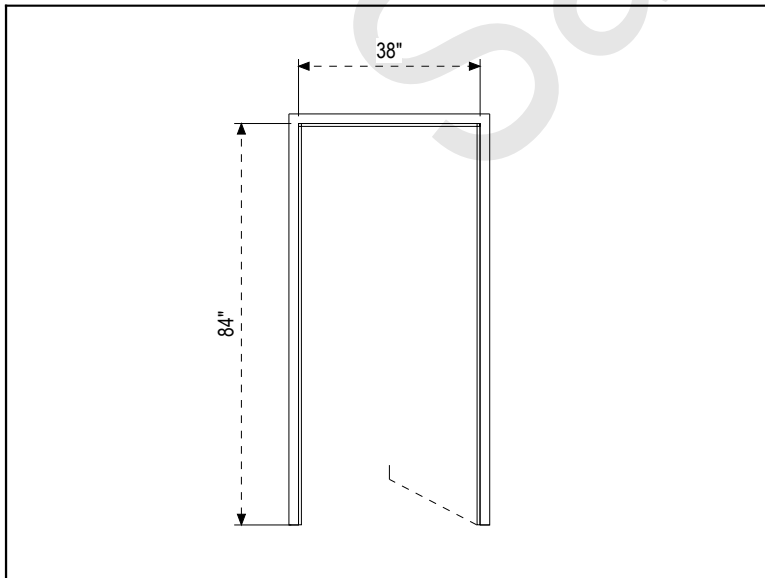
Opening Size: 38" x 84" x 1 3/4" (RH)

Label	Frame Series	Frame Mat'l	Frame Gauge	Frame Catalog	Frame Profile	Jamb Depth	Facing (Jamb, Hd)	Frame Construction
	D	CRS	16	Ceco	DU	4 3/4"		KD

Door Series	Door Mat'l	Door Gauge	Door Thickness	Door Type	Lite Kit	Door Core	Door Seam	Door Edge	Door Finish
RI	CRS	18	1 3/4"	V	C/O	HC	SEM		PG

Installed Hardware (Group: C)

3	Standard Hinge	Hager BB1199 4 1/2" x 4 1/2" US3	US3
1	Dummy Trim	Yale 836A RH CO- 605/605	605/605
1	Surface Closer	LCN 4011 REG AL RH	AL



AVAware Technologies
 2897 Brighton Rd.
 Oakville, ON, L6H 6C9

Northwest Conference & Trade Centre
 City, State
 Job No. RR1-010A

1 Single door, Hallway To Office

Opening: 301
Number

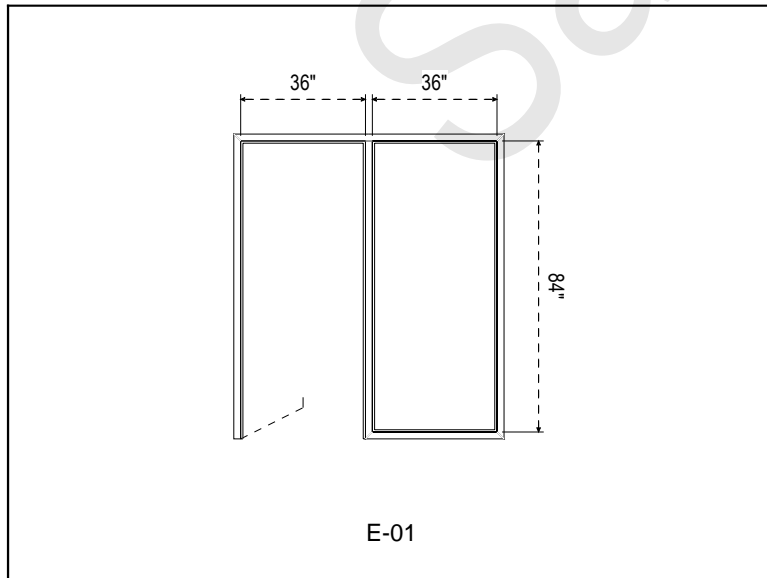
Opening Size: 36" x 86" x 1 3/4" (LH)

Label	Frame Series	Frame Mat'l	Frame Gauge	Frame Catalog	Frame Profile	Jamb Depth	Facing (Jamb, Hd)	Frame Construction
	S	CRS	16	Ceco	SU	5 3/4"		KD

Door Series	Door Mat'l	Door Gauge	Door Thickness	Door Type	Lite Kit	Door Core	Door Seam	Door Edge	Door Finish
RI	CRS	18	1 3/4"	G2	C/O	HC	W/SEM		PG

Installed Hardware (Group: A)

3	Standard Hinge	Hager BB1199 4 1/2" x 4 1/2" US3	US3
1	Lockset	Schlage A53PD GEO 605	605
1	Surface Closer	LCN 4011 REG AL LH	AL
1	Floor Door Stop	Hager 241F x US3	US3
1	Threshold	NGP 410DKB-36"	DKB
1	Gasketing	NGP 5050B-204"	B



AVAware Technologies
2897 Brighton Rd.
Oakville, ON, L6H 6C9

Northwest Conference & Trade Centre
City, State
Job No. RR1-010A

1 Single door, Hallway To Office

Opening: 303
Number

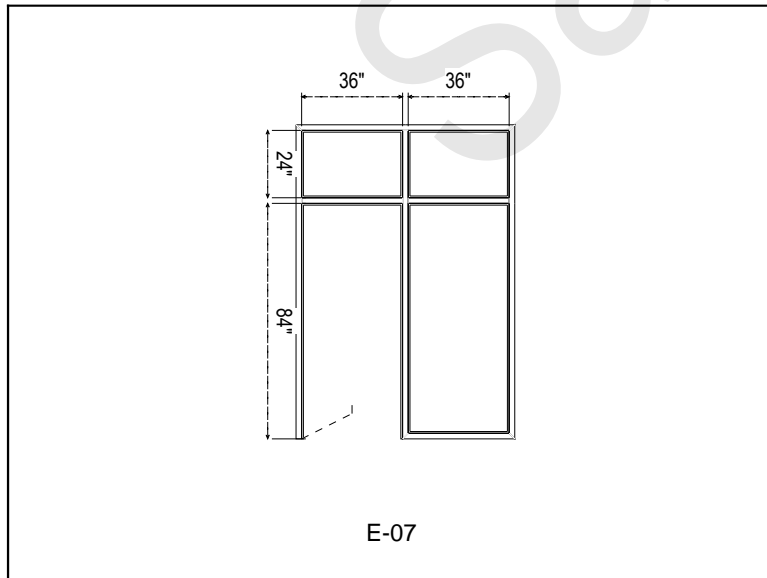
Opening Size: 36" x 84" x 1 3/4" (LH)

<u>Label</u>	<u>Frame Series</u>	<u>Frame Mat'l</u>	<u>Frame Gauge</u>	<u>Frame Catalog</u>	<u>Frame Profile</u>	<u>Jamb Depth</u>	<u>Facing (Jamb, Hd)</u>	<u>Frame Construction</u>
	S	CRS	16	Ceco	SU	5 3/4"		KD

<u>Door Series</u>	<u>Door Mat'l</u>	<u>Door Gauge</u>	<u>Door Thickness</u>	<u>Door Type</u>	<u>Lite Kit</u>	<u>Door Core</u>	<u>Door Seam</u>	<u>Door Edge</u>	<u>Door Finish</u>
RI	CRS	18	1 3/4"	G	4885	HC	W/SEM		PG

Installed Hardware (Group: A.1)

4	Standard Hinge	Hager BB1199 4 1/2" x 4 1/2" US3	US3
1	Lockset	Schlage L9050P 03 605 LH	605
1	Surface Closer	LCN 4011 REG AL LH	AL
1	Threshold	NGP 410DKB-36"	DKB
1	Gasketing	NGP 5050B-204"	B



AVAware Technologies
2897 Brighton Rd.
Oakville, ON, L6H 6C9

Northwest Conference & Trade Centre
City, State
Job No. RR1-010A

1 Single door, Hallway To Office

Opening: 305
Number

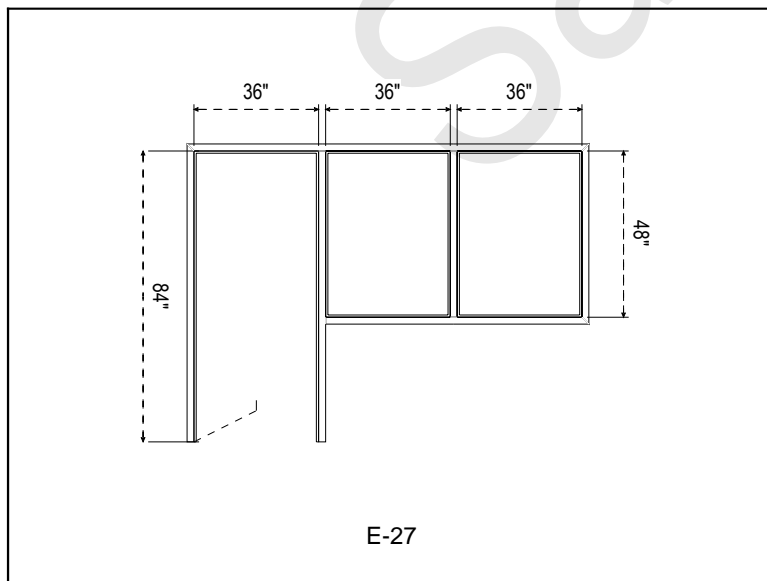
Opening Size: 36" x 84" x 1 3/4" (LH)

Label	Frame Series	Frame Mat'l	Frame Gauge	Frame Catalog	Frame Profile	Jamb Depth	Facing (Jamb, Hd)	Frame Construction
	S	CRS	16	Ceco	SU	5 3/4"		KD

Door Series	Door Mat'l	Door Gauge	Door Thickness	Door Type	Lite Kit	Door Core	Door Seam	Door Edge	Door Finish
RI	CRS	18	1 3/4"	G	C/O	HC	SEM		PG

Installed Hardware (Group: A)

3	Standard Hinge	Hager BB1199 4 1/2" x 4 1/2" US3	US3
1	Lockset	Schlage A53PD GEO 605	605
1	Surface Closer	LCN 4011 REG AL LH	AL
1	Floor Door Stop	Hager 241F x US3	US3
1	Threshold	NGP 410DKB-36"	DKB
1	Gasketing	NGP 5050B-204"	B



AVAware Technologies
2897 Brighton Rd.
Oakville, ON, L6H 6C9

Northwest Conference & Trade Centre
City, State
Job No. RR1-010A

1 Single door, Hallway To Office

Opening: 306
Number

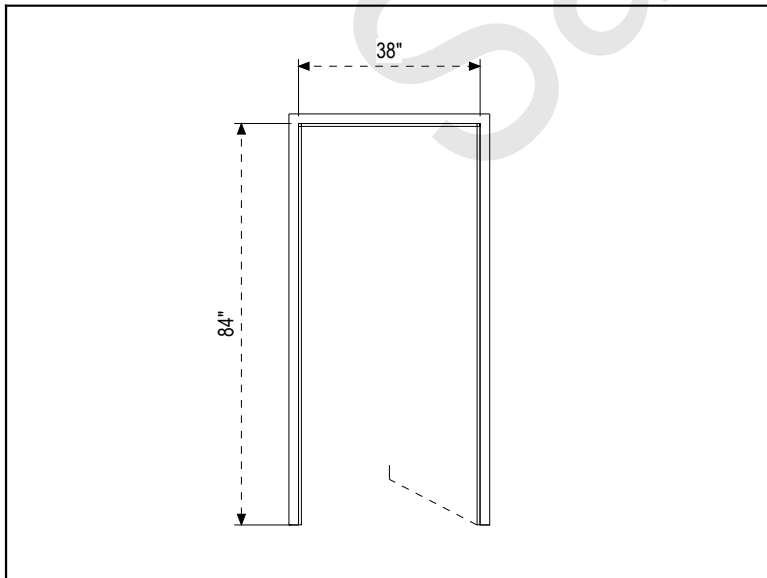
Opening Size: 38" x 84" x 1 3/4" (RH)

<u>Label</u>	<u>Frame Series</u>	<u>Frame Mat'l</u>	<u>Frame Gauge</u>	<u>Frame Catalog</u>	<u>Frame Profile</u>	<u>Jamb Depth</u>	<u>Facing (Jamb, Hd)</u>	<u>Frame Construction</u>
	D	CRS	16	Ceco	DQ	4 3/4"		KD

<u>Door Series</u>	<u>Door Mat'l</u>	<u>Door Gauge</u>	<u>Door Thickness</u>	<u>Door Type</u>	<u>Lite Kit</u>	<u>Door Core</u>	<u>Door Seam</u>	<u>Door Edge</u>	<u>Door Finish</u>
RI	CRS	18	1 3/4"	F	C/O	HC	SEM		PG

Installed Hardware (Group: C)

3	Standard Hinge	Hager BB1199 4 1/2" x 4 1/2" US3	US3
1	Dummy Trim	Yale 836A RH CO- 605/605	605/605
1	Surface Closer	LCN 4011 REG AL RH	AL



AVAware Technologies
2897 Brighton Rd.
Oakville, ON, L6H 6C9

Northwest Conference & Trade Centre
City, State
Job No. RR1-010A

2 Single doors, Hallway To Office

Opening: 402, 407

Numbers

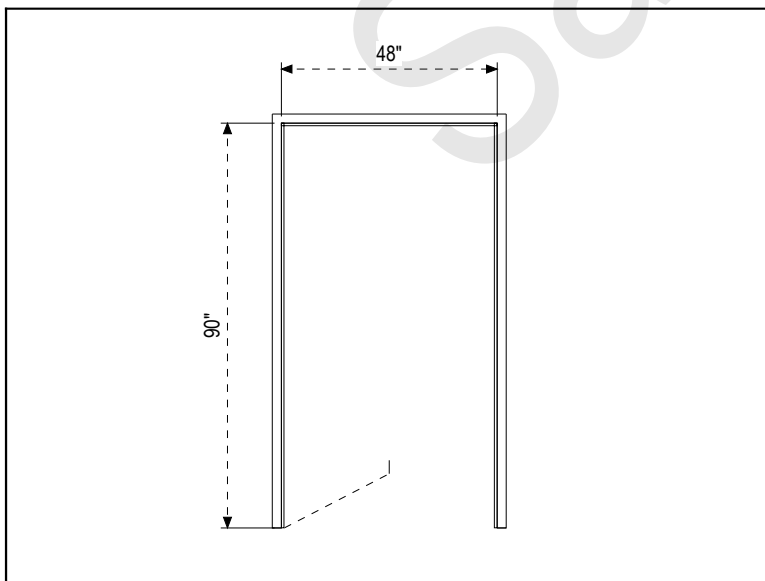
Opening Size: 48" x 90" x 1 3/4" (LH)

Label	Frame Series	Frame Mat'l	Frame Gauge	Frame Catalog	Frame Profile	Jamb Depth	Facing (Jamb, Hd)	Frame Construction
	S	CRS	16	Ceco	SU	5 3/4"		KD

Door Series	Door Mat'l	Door Gauge	Door Thickness	Door Type	Lite Kit	Door Core	Door Seam	Door Edge	Door Finish
RI	CRS	18	1 3/4"	G	4885	HC	SEM		PG

Installed Hardware (Group: D)

4	Standard Hinge	Hager BB1199 4 1/2" x 4 1/2" US3	US3
1	Lockset	Schlage L9050P 03 605 LH	605
1	Surface Closer	LCN 4011 REG AL LH	AL



AVAware Technologies
2897 Brighton Rd.
Oakville, ON, L6H 6C9

Northwest Conference & Trade Centre
City, State
Job No. RR1-010A

1 Single door, Hallway To Office

Opening: 507
Number

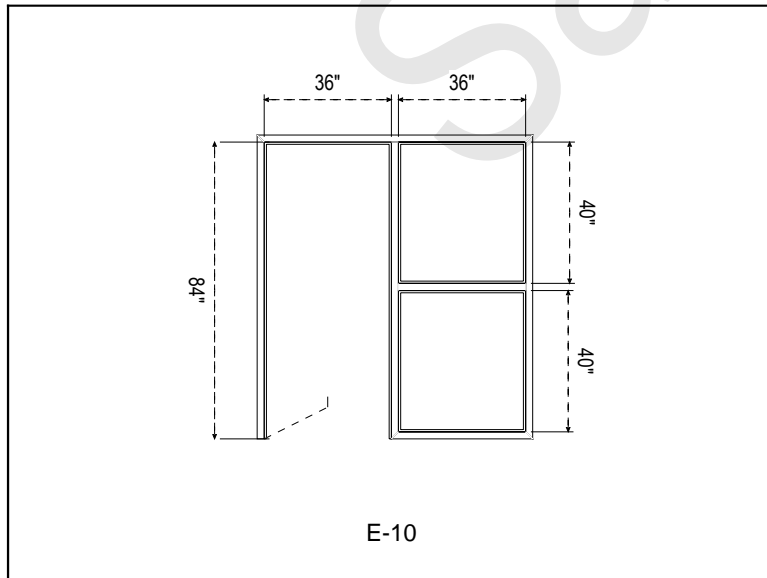
Opening Size: 36" x 84" x 1 3/4" (LH)

Label	Frame Series	Frame Mat'l	Frame Gauge	Frame Catalog	Frame Profile	Jamb Depth	Facing (Jamb, Hd)	Frame Construction
	S	CRS	16	Ceco	SU	4 3/4"		KD

Door Series	Door Mat'l	Door Gauge	Door Thickness	Door Type	Lite Kit	Door Core	Door Seam	Door Edge	Door Finish
RI	CRS	18	1 3/4"	FG8	SLIMTRIMHC		SEM		PG

Installed Hardware (Group: B)

3	Standard Hinge	Hager 1279 4 1/2" x 4 1/2" USP	USP
1	Exit Device	Von Duprin 9447EO US26D LH 36" x 84" Door	US26D
1	Surface Closer	LCN 4011 REG AL LH	AL



AVAware Technologies
2897 Brighton Rd.
Oakville, ON, L6H 6C9

Northwest Conference & Trade Centre
City, State
Job No. RR1-010A

1 Elevation (2 Singles)

Opening: 509
Number

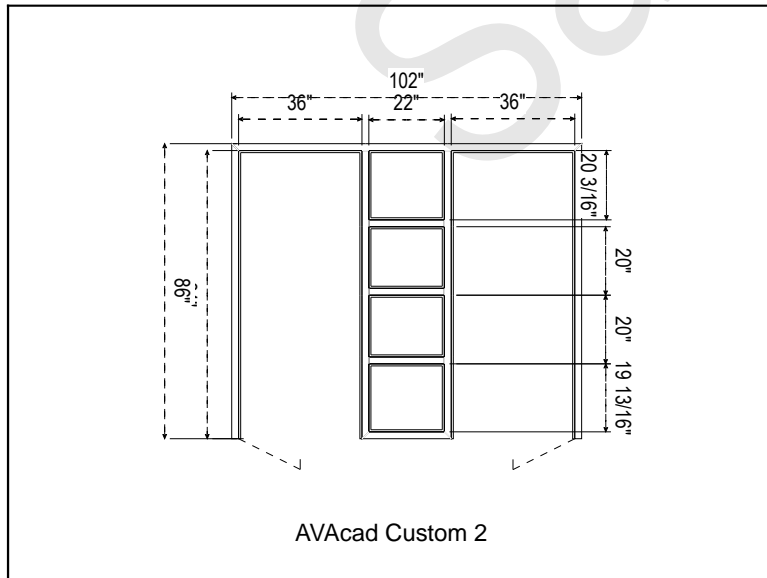
Opening Size: 36" / 36" x 84" / 84" x 1 3/4" (LHR / RHR)

Label	Frame Series	Frame Mat'l	Frame Gauge	Frame Catalog	Frame Profile	Jamb Depth	Facing (Jamb, Hd)	Frame Construction
	S	CRS	16	Ceco	SQ	4 3/4"		KD

Door Series	Door Mat'l	Door Gauge	Door Thickness	Door Type	Lite Kit	Door Core	Door Seam	Door Edge	Door Finish
RI	CRS	18	1 3/4"	FG18	C/O	HC	SEM		PG

Installed Hardware (Group: A.2)

4	Standard Hinge	Hager BB1199 4 1/2" x 4 1/2" US3	US3
1	Dummy Trim	Yale 836A LH CO- 605/605	605/605
1	Surface Closer	LCN 4011 REG AL LH	AL



AVAware Technologies
 2897 Brighton Rd.
 Oakville, ON, L6H 6C9

Northwest Conference & Trade Centre
 City, State
 Job No. RR1-010A

Hardware Groups

Group: A

19 Openings: 112, 113, 114, 115, 118, 123, 125, 124, 129, 131, 136, 137, 134, 128, 132, 133, 135, 301, 305

<u>Qty (Active)</u>	<u>Qty (Inactive)</u>	<u>Qty (Off-Door)</u>	<u>Short Code</u>	<u>Catalog</u>	<u>Product Code</u>	<u>Finish (BHMA)</u>	<u>Handing</u>
3			H1	Hager	BB1199 4 1/2" x 4 1/2" US3		N/A
1			L2	Schlage	A53PD GEO 605	605	N/A
1			C1	LCN	4011 REG AL {Hand}		Reversible
1			FSTOP 1	Hager	241F x US3		N/A
1			TH1	National Guard	410DKB-36"		N/A
1			GA1	National Guard	5050B-204"		N/A

Group: A.1

3 Openings: 101, 104, 303

<u>Qty (Active)</u>	<u>Qty (Inactive)</u>	<u>Qty (Off-Door)</u>	<u>Short Code</u>	<u>Catalog</u>	<u>Product Code</u>	<u>Finish (BHMA)</u>	<u>Handing</u>
4			H1	Hager	BB1199 4 1/2" x 4 1/2" US3		N/A
1			L1	Schlage	L9050P 03 605 {Hand}	605	Reversible
1			C1	LCN	4011 REG AL {Hand}		Reversible
1			TH1	National Guard	410DKB-36"		N/A
1			GA1	National Guard	5050B-204"		N/A



AVAware Technologies
2897 Brighton Rd.
Oakville, ON, L6H 6C9

Northwest Conference & Trade Centre
City, State
Job No. RR1-010A

Group: D

2 Openings: 402, 407

<u>Qty (Active)</u>	<u>Qty (Inactive)</u>	<u>Qty (Off-Door)</u>	<u>Short Code</u>	<u>Catalog</u>	<u>Product Code</u>	<u>Finish (BHMA)</u>	<u>Handing</u>
4			H1	Hager	BB1199 4 1/2" x 4 1/2" US3		N/A
1			L1	Schlage	L9050P 03 605 {Hand}	605	Reversible
1			C1	LCN	4011 REG AL {Hand}		Reversible

Sample



AVAware Technologies
2897 Brighton Rd.
Oakville, ON, L6H 6C9

Northwest Conference & Trade Centre
City, State
Job No. RR1-010A

Group: A.2

6 Openings: 116, 117, 199, 122, 508, 509

<u>Qty (Active)</u>	<u>Qty (Inactive)</u>	<u>Qty (Off-Door)</u>	<u>Short Code</u>	<u>Catalog</u>	<u>Product Code</u>	<u>Finish (BHMA)</u>	<u>Handing</u>
4			H1	Hager	BB1199 4 1/2" x 4 1/2" US3		N/A
1			L3	Yale	836A {Hand} CO- 605/605	605/605	Reversible
1			C1	LCN	4011 REG AL {Hand}		Reversible

Group: B

4 Openings: 121, 200, 202, 507

<u>Qty (Active)</u>	<u>Qty (Inactive)</u>	<u>Qty (Off-Door)</u>	<u>Short Code</u>	<u>Catalog</u>	<u>Product Code</u>	<u>Finish (BHMA)</u>	<u>Handing</u>
3	3		H2	Hager	1279 4 1/2" x 4 1/2" USP		N/A
1	1		C1	LCN	4011 REG AL {Hand}		Reversible
1	1		ED 1	Von Duprin	9447EO US26D {Hand} {DoorWidth} x {DoorHeight} Door		Reversible

Group: C

11 Openings: 300, 302, 304, 307, 308, 309, 310, 501, 503, 505, 306

<u>Qty (Active)</u>	<u>Qty (Inactive)</u>	<u>Qty (Off-Door)</u>	<u>Short Code</u>	<u>Catalog</u>	<u>Product Code</u>	<u>Finish (BHMA)</u>	<u>Handing</u>
3			H1	Hager	BB1199 4 1/2" x 4 1/2" US3		N/A
1			L3	Yale	836A {Hand} CO- 605/605	605/605	Reversible
1			C1	LCN	4011 REG AL {Hand}		Reversible



AVAware Technologies
2897 Brighton Rd.
Oakville, ON, L6H 6C9

Northwest Conference & Trade Centre
City, State
Job No. RR1-010A

Material List

Elevation	No. of Openings	Comp. Ref.	Description	Overall Length	Price Basis	Qty Per Opening	Total Qty	Opening List	Total List	
	1		FR3PC DQ 16 CRS 434 334 3270 RH KD F200				1	1	275.00	275.00
			Base Price		247.00/Unit		1	1	247.00	
			(A-1) Prime Painted (PG)		n/c					
	A		FRLJ DQ 16 CRS 434 334 70 RH F200	86"			1	1		
	B		FRHJ DQ 16 CRS 434 334 70 RH F200	86"			1	1		
			Hinge, Heavy Weight - 4 1/2"				3	3		
	C		FRFH DQ 16 CRS 434 334 32 F200	42"			1	1	28.00	
			Closer, Surface - Frame Plate (C1)		28 ea		1	1	28.00	
	1		FR3PC DQ 16 CRS 600 500 6070 LH KD F200				1	1	411.00	411.00
			Base Price		313.00/Unit		1	1	313.00	
			(A-1) Prime Painted (PG)		n/c					
	A		FRHJ DQ 16 CRS 600 500 70 LH F200	86"			1	1		
			Hinge, Regular Weight - 4 1/2" (45R)		n/c		3	3		
	B		FRHJ DQ 16 CRS 600 500 70 RH F200	86"			1	1		
			Hinge, Regular Weight - 4 1/2" (45R)		n/c		3	3		
	C		FRFH DQ 16 CRS 600 500 60 F200	76"			1	1	98.00	
			Closer, Surface - Frame Plate (C1)		28 ea		2	2	56.00	
			Strike, Mortise - Head		21 ea		2	2	42.00	
	10		FR3PC DU 16 CRS 434 334 3270 RH KD F200				1	10	275.00	2750.00
			Base Price		247.00/Unit		1	10	247.00	
			(A-1) Prime Painted (PG)		n/c					
	A		FRLJ DU 16 CRS 434 334 70 RH F200	86"			1	10		
	B		FRHJ DU 16 CRS 434 334 70 RH F200	86"			1	10		
			Hinge, Heavy Weight - 4 1/2"				3	30		
	C		FRFH DU 16 CRS 434 334 32 F200	42"			1	10	28.00	
			Closer, Surface - Frame Plate (C1)		28 ea		1	10	28.00	
	5		FR3PC DU 16 CRS 534 478 3070 LH KD CU F200				1	5	295.00	1475.00
			Base Price		243.00/Unit		1	5	243.00	
			(D-3:9) UL 3/4 Hour "C" (CU)		24.00/Unit		1	5	24.00	
			(A-1) Prime Painted (PG)		n/c					
	A		FRHJ DU 16 CRS 534 478 70 LH F200	86"			1	5		
			Hinge, Heavy Weight - 4 1/2"				3	15		
	B		FRLJ DU 16 CRS 534 478 70 LH F200	86"			1	5		
			Strike, ASA				1	5		
	C		FRFH DU 16 CRS 534 478 30 F200	40"			1	5	28.00	
			Closer, Surface - Frame Plate (C1)		28 ea		1	5	28.00	
	1		FR3PC SE1 16 CRS 600 500 6070 R-RHR KD F200				1	1	857.00	857.00
			Base Price		290.00/Unit		1	1	290.00	
			(S-4:20) Double Egress, Type 1 Profile (SE1)		469.00/Unit		1	1	469.00	
			(A-1) Prime Painted (PG)		n/c					
	A		FRHJ S 16 CRS 600 500 70 RHR F200	84"			1	1		
			Hinge, Regular Weight - 4 1/2" (45R)		n/c		3	3		
	B		FRHJ S 16 CRS 600 500 70 RHR F200	84"			1	1		
			Hinge, Regular Weight - 4 1/2" (45R)		n/c		3	3		
	C		FRFH S 16 CRS 600 500 60 F200	76"			1	1	98.00	
			Closer, Surface - Frame Plate (C1)		28 ea		2	2	56.00	
			Strike, Mortise - Head		21 ea		2	2	42.00	
	1		FR3PC SQ 16 CRS 534 478 3070 LH KD F200				1	1	250.00	250.00
			Base Price		222.00/Unit		1	1	222.00	
			(A-1) Prime Painted (PG)		n/c					
	A		FRHJ S 16 CRS 534 478 70 LH F200	86"			1	1		
			Hinge, Heavy Weight - 4 1/2"				3	3		
	B		FRLJ S 16 CRS 534 478 70 LH F200	86"			1	1		
			Strike, ASA				1	1		
	C		FRFH S 16 CRS 534 478 30 F200	40"			1	1	28.00	
			Closer, Surface - Frame Plate (C1)		28 ea		1	1	28.00	
	4		FR3PC SQ 16 CRS 534 478 3270 LH V2 TW F200				1	4	356.00	1424.00
			Base Price		232.00/Unit		1	4	232.00	
			(S-3:6) Corner tab deduct (KV)		-4.00/Unit		1	4	-4.00	
			(S-3:9) WH 20 Minute (TW)		24.00/Unit		1	4	24.00	
			(S-3:13) Full Face Weld (V2)		76.00/Unit		1	4	76.00	
			(A-1) Prime Painted (PG)		n/c					



AVAware Technologies
2897 Brighton Rd.
Oakville, ON, L6H 6C9

Northwest Conference & Trade Centre
City, State
Job No. RR1-010A

Elevation	No. of Openings	Comp. Ref.	Description	Overall Length	Price Basis	Qty Per Opening	Total Qty	Opening List	Total List
		A	FRHJ S 16 CRS 534 478 70 LH F200 Hinge, Heavy Weight - 4 1/2"	86"		1	4		
		B	FRLJ S 16 CRS 534 478 70 LH F200	86"		1	4		
		C	FRFH S 16 CRS 534 478 32 F200 Closer, Surface - Frame Plate (C1)	42"		1	4	28.00	
					28 ea	1	4	28.00	
	1		FR3PC SQ 16 CRS 814 714 3070 RH KD F200 Base Price		268.00/Unit	1	1	296.00	296.00
			(A-1) Prime Painted (PG)		n/c	1	1	268.00	
		A	FRLJ S 16 CRS 814 714 70 RH F200 Strike, ASA	86"		1	1		
		B	FRHJ S 16 CRS 814 714 70 RH F200 Hinge, Heavy Weight - 4 1/2"	86"		1	1		
		C	FRFH S 16 CRS 814 714 30 F200 Closer, Surface - Frame Plate (C1)	40"		1	1	28.00	
					28 ea	1	1	28.00	
	1		FR3PC SU 16 A60 534 478 3070 LH KD CU F200 Base Price		222.00/Unit	1	1	312.00	312.00
			(S-3:4) A60 Galvanneal Steel (A60)		38.00/Unit	1	1	222.00	
			(S-3:10) UL 3/4 Hour "C" (CU)		24.00/Unit	1	1	38.00	
			(A-1) Prime Painted (PG)		n/c	1	1	24.00	
		A	FRHJ S 16 A60 534 478 70 LH F200 Hinge, Heavy Weight - 4 1/2"	86"		1	1		
		B	FRLJ S 16 A60 534 478 70 LH F200 Strike, ASA	86"		3	3		
		C	FRFH S 16 A60 534 478 30 F200 Closer, Surface - Frame Plate (C1)	40"		1	1	28.00	
					28 ea	1	1	28.00	
	1		FR3PC SU 16 CRS 534 478 3070 LH KD F200 Base Price		222.00/Unit	1	1	250.00	250.00
			(A-1) Prime Painted (PG)		n/c	1	1	222.00	
		A	FRHJ S 16 CRS 534 478 70 LH F200 Hinge, Heavy Weight - 4 1/2"	86"		1	1		
		B	FRLJ S 16 CRS 534 478 70 LH F200 Strike, ASA	86"		3	3		
		C	FRFH S 16 CRS 534 478 30 F200 Closer, Surface - Frame Plate (C1)	40"		1	1	28.00	
					28 ea	1	1	28.00	
	4		FR3PC SU 16 CRS 534 478 3670 LH KD F200 Base Price		232.00/Unit	1	4	260.00	1040.00
			(A-1) Prime Painted (PG)		n/c	1	4	232.00	
		A	FRHJ S 16 CRS 534 478 70 LH F200 Hinge, Heavy Weight - 4 1/2"	86"		1	4		
		B	FRLJ S 16 CRS 534 478 70 LH F200 Strike, ASA	86"		3	12		
		C	FRFH S 16 CRS 534 478 36 F200 Closer, Surface - Frame Plate (C1)	46"		1	4	28.00	
					28 ea	1	4	28.00	
	2		FR3PC SU 16 CRS 534 478 4076 LH KD F200 Base Price		267.00/Unit	1	2	295.00	590.00
			(A-1) Prime Painted (PG)		n/c	1	2	267.00	
		A	FRHJ S 16 CRS 534 478 76 LH F200 Hinge, Heavy Weight - 4 1/2"	92"		1	2		
		B	FRLJ S 16 CRS 534 478 76 LH F200 Strike, ASA	92"		4	8		
		C	FRFH S 16 CRS 534 478 40 F200 Closer, Surface - Frame Plate (C1)	52"		1	2	28.00	
					28 ea	1	2	28.00	
E-14	1		FRSPCL S 16 A60 534 478 KD CU			1	1	704.00	704.00
		A	FRST 48" S 16 A60 534 478 Base Price	48"		1	1	56.00	
			(S-6) A60 Galvanneal Steel (A60)		4' @ 12.00/Foot+	1	1	48.00	
		B	FRST 48" S 16 A60 534 478 Base Price	48"		1	1	8.00	
			(S-6) A60 Galvanneal Steel (A60)		4' @ 2.00/Foot+	1	1	56.00	
		C	FRST 52" S 16 A60 534 478 Base Price	52"		1	1	48.00	
			(S-6) A60 Galvanneal Steel (A60)		4' @ 2.00/Foot+	1	1	8.00	
		D	FRDTW 48" S 16 A60 534 478 Base Price	48"		1	1	70.00	
			(S-6) A60 Galvanneal Steel (A60)		5' @ 12.00/Foot+	1	1	60.00	
		E	FRST 52" S 16 A60 534 478 Base Price	52"		1	1	10.00	
			(S-6) A60 Galvanneal Steel (A60)		5' @ 2.00/Foot+	1	1	10.00	
			Total Glazing Bead	271"		1	1	240.00	
			FS/CN/TC - Frame Section, Cut, Notched & Tagged	2"	16.00/Unit	2	2	32.00	
			FS/SM/TC - Frame Section, Saw Miter Cut & Tagged	2"	16.00/Unit	4	4	64.00	



AVAware Technologies
2897 Brighton Rd.
Oakville, ON, L6H 6C9

Northwest Conference & Trade Centre
City, State
Job No. RR1-010A

Elevation	No. of Openings	Comp. Ref.	Description	Overall Length	Price Basis	Qty Per Opening	Total Qty	Opening List	Total List
E-10	1		FRSPCL S 16 CRS 434 334 KD (S-6) Single Opening		55.00/Opening	1	1	1060.00	1060.00
		A	FRST 86" S 16 CRS 434 334 Hinge, Regular Weight - 4 1/2" (45R)	86"	8' @ 12.00/Foot+	1	1	96.00	
		B	FRDTW 84" S 16 CRS 434 334	84"	7' @ 26.00/Foot+	1	1	182.00	
		C	FRST 86" S 16 CRS 434 334	86"	8' @ 12.00/Foot+	1	1	96.00	
		D	FRST 78" S 16 CRS 434 334 Closer, Surface - Frame Plate (C1) Strike, Mortise - Head	78"	7' @ 12.00/Foot+	1	1	133.00	
						28 ea	1	28.00	
						21 ea	1	21.00	
		E	FRDTW 36" S 16 CRS 434 334	36"	3' @ 26.00/Foot+	1	1	78.00	
		F	FRST 40" S 16 CRS 434 334 Total Glazing Bead	40"	4' @ 12.00/Foot+	1	1	48.00	
				299"				260.00	
			FS/CN/TC - Frame Section, Cut, Notched & Tagged	2"	16.00/Unit	3	3	48.00	
			FS/SM/TC - Frame Section, Saw Miter Cut & Tagged	2"	16.00/Unit	4	4	64.00	
AVAcad Custom 2	1		FRSPCL S 16 CRS 434 334 KD (S-6) Single Opening		2 @ 55.00/Opening	1	1	1494.00	1494.00
		A	FRST 86" S 16 CRS 434 334 Hinge, Heavy Weight - 4 1/2"	86"	8' @ 12.00/Foot+	1	1	96.00	
						4	4		
		B	FRDTW 84" S 16 CRS 434 334	84"	7' @ 26.00/Foot+	1	1	182.00	
		C	FRDTW 84" S 16 CRS 434 334	84"	7' @ 26.00/Foot+	1	1	182.00	
		D	FRST 86" S 16 CRS 434 334 Hinge, Heavy Weight - 4 1/2"	86"	8' @ 12.00/Foot+	1	1	96.00	
						4	4		
		E	FRST 102" S 16 CRS 434 334 Closer, Surface - Frame Plate (C1)	102"	9' @ 12.00/Foot+	1	1	164.00	
						28 ea	2	56.00	
		F	FRDTW 22" S 16 CRS 434 334	22"	2' @ 26.00/Foot+	1	1	52.00	
		G	FRDTW 22" S 16 CRS 434 334	22"	2' @ 26.00/Foot+	1	1	52.00	
		H	FRDTW 22" S 16 CRS 434 334	22"	2' @ 26.00/Foot+	1	1	52.00	
		I	FRST 26" S 16 CRS 434 334 Total Glazing Bead	26"	3' @ 12.00/Foot+	1	1	36.00	
				318"				280.00	
			FS/CN/TC - Frame Section, Cut, Notched & Tagged	2"	16.00/Unit	8	8	128.00	
			FS/SM/TC - Frame Section, Saw Miter Cut & Tagged	2"	16.00/Unit	4	4	64.00	
E-05	1		FRSPCL S 16 CRS 434 334 KD (S-6) Single Opening		55.00/Opening	1	1	613.00	613.00
		A	FRST 112" S 16 CRS 434 334 Strike, ASA	112"	10' @ 12.00/Foot+	1	1	120.00	
						1	1		
		B	FRST 112" S 16 CRS 434 334 Hinge, Heavy Weight - 4 1/2"	112"	10' @ 12.00/Foot+	1	1	120.00	
						3	3		
		C	FRST 40" S 16 CRS 434 334	40"	4' @ 12.00/Foot+	1	1	48.00	
		D	FRDTW 36" S 16 CRS 434 334 Closer, Surface - Frame Plate (C1)	36"	3' @ 26.00/Foot+	1	1	106.00	
						28 ea	1	28.00	
			Total Glazing Bead	117 1/2"				100.00	
			FS/CN/TC - Frame Section, Cut, Notched & Tagged	2"	16.00/Unit	2	2	32.00	
			FS/SM/TC - Frame Section, Saw Miter Cut & Tagged	2"	16.00/Unit	2	2	32.00	
E-19	1		FRSPCL S 16 CRS 534 478 KD (S-6) Single Opening		55.00/Opening	1	1	1063.00	1063.00
		A	FRST 86" S 16 CRS 534 478	86"	8' @ 12.00/Foot+	1	1	96.00	
		B	FRDTW 84" S 16 CRS 534 478 Strike, ASA	84"	7' @ 26.00/Foot+	1	1	182.00	
						1	1		
		C	FRST 86" S 16 CRS 534 478 Hinge, Heavy Weight - 4 1/2"	86"	8' @ 12.00/Foot+	1	1	96.00	
						3	3		
		D	FRST 66" S 16 CRS 534 478 Closer, Surface - Frame Plate (C1)	66"	6' @ 12.00/Foot+	1	1	100.00	
						28 ea	1	28.00	
		E	FRDTW 24" S 16 CRS 534 478	24"	2' @ 26.00/Foot+	1	1	52.00	
		F	FRDTW 24" S 16 CRS 534 478	24"	2' @ 26.00/Foot+	1	1	52.00	
		G	FRST 28" S 16 CRS 534 478 Total Glazing Bead	28"	3' @ 12.00/Foot+	1	1	36.00	
				292 1/2"				250.00	
			FS/CN/TC - Frame Section, Cut, Notched & Tagged	2"	16.00/Unit	5	5	80.00	
			FS/SM/TC - Frame Section, Saw Miter Cut & Tagged	2"	16.00/Unit	4	4	64.00	
E-27	1		FRSPCL S 16 CRS 534 478 KD (S-6) Single Opening		55.00/Opening	1	1	1121.00	1121.00
		A	FRST 86" S 16 CRS 534 478 Hinge, Heavy Weight - 4 1/2"	86"	8' @ 12.00/Foot+	1	1	96.00	
						3	3		
		B	FRDTW 84" S 16 CRS 534 478 Mullion Cutout 34" Strike, ASA	84"	7' @ 26.00/Foot+	1	1	182.00	
				34"		1	1		
						1	1		
		C	FRDTW 48" S 16 CRS 534 478	48"	4' @ 26.00/Foot+	1	1	104.00	
		D	FRST 52" S 16 CRS 534 478	52"	5' @ 12.00/Foot+	1	1	60.00	
		E	FRST 116" S 16 CRS 534 478 Closer, Surface - Frame Plate (C1)	116"	10' @ 12.00/Foot+	1	1	148.00	
						28 ea	1	28.00	
		F	FRST 76" S 16 CRS 534 478 Total Glazing Bead	76"	7' @ 12.00/Foot+	1	1	84.00	
				331"				280.00	
			FS/CN/TC - Frame Section, Cut, Notched & Tagged	2"	16.00/Unit	4	4	64.00	



AVAware Technologies
2897 Brighton Rd.
Oakville, ON, L6H 6C9

Northwest Conference & Trade Centre
City, State
Job No. RR1-010A

Elevation	No. of Openings	Comp. Ref.	Description	Overall Length	Price Basis	Qty Per Opening	Total Qty	Opening List	Total List
			FS/SM/TC - Frame Section, Saw Miter Cut & Tagged	2"	16.00/Unit	3	3	48.00	
E-07	1		FRSPCL S 16 CRS 534 478 KD (S-6) Single Opening		55.00/Opening	1	1	1415.00	1415.00
		A	FRST 112" S 16 CRS 534 478 Hinge, Heavy Weight - 4 1/2"	112"	10' @ 12.00/Foot+	1	1	120.00	
		B	FRDTW 110" S 16 CRS 534 478 Strike, ASA	110"	10' @ 26.00/Foot+	1	1	260.00	
		C	FRST 112" S 16 CRS 534 478	112"	10' @ 12.00/Foot+	1	1	120.00	
		D	FRST 78" S 16 CRS 534 478	78"	7' @ 12.00/Foot+	1	1	84.00	
		E	FRDTW 36" S 16 CRS 534 478 Closer, Surface - Frame Plate (C1)	36"	3' @ 26.00/Foot+	1	1	106.00	
		F	FRDTW 36" S 16 CRS 534 478	36"	3' @ 26.00/Foot+	1	1	78.00	
		G	FRST 40" S 16 CRS 534 478 Total Glazing Bead	40"	4' @ 12.00/Foot+	1	1	48.00	
			468 1/2"					400.00	
			FS/CN/TC - Frame Section, Cut, Notched & Tagged	2"	16.00/Unit	5	5	80.00	
			FS/SM/TC - Frame Section, Saw Miter Cut & Tagged	2"	16.00/Unit	4	4	64.00	
E-01	1		FRSPCL S 16 CRS 534 478 KD (S-6) Single Opening		55.00/Opening	1	1	895.00	895.00
		A	FRST 88" S 16 CRS 534 478 Hinge, Heavy Weight - 4 1/2"	88"	8' @ 12.00/Foot+	1	1	96.00	
		B	FRDTW 86" S 16 CRS 534 478 Strike, ASA	86"	8' @ 26.00/Foot+	1	1	208.00	
		C	FRST 88" S 16 CRS 534 478	88"	8' @ 12.00/Foot+	1	1	96.00	
		D	FRST 78" S 16 CRS 534 478 Closer, Surface - Frame Plate (C1)	78"	7' @ 12.00/Foot+	1	1	112.00	
		E	FRST 40" S 16 CRS 534 478 Total Glazing Bead	40"	4' @ 12.00/Foot+	1	1	28.00	
			237 1/2"					48.00	
			FS/CN/TC - Frame Section, Cut, Notched & Tagged	2"	16.00/Unit	1	1	16.00	
			FS/SM/TC - Frame Section, Saw Miter Cut & Tagged	2"	16.00/Unit	4	4	64.00	
AVAcad Custom 1	1		FRSPCL S 16 CRS 534 478 KD (S-6) Single Opening		2 @ 55.00/Opening	1	1	2188.00	2188.00
		A	FRST 84" S 16 CRS 534 478 Hinge, Heavy Weight - 4 1/2"	84"	7' @ 12.00/Foot+	1	1	110.00	
		B	FRDTW 82" S 16 CRS 534 478	82"	7' @ 26.00/Foot+	1	1	84.00	
		C	FRDTW 80" S 16 CRS 534 478	80"	7' @ 26.00/Foot+	1	1	182.00	
		D	FRDTW 80" S 16 CRS 534 478	80"	7' @ 26.00/Foot+	1	1	182.00	
		E	FRDTW 82" S 16 CRS 534 478	82"	7' @ 26.00/Foot+	1	1	182.00	
		F	FRST 84" S 16 CRS 534 478 Hinge, Heavy Weight - 4 1/2"	84"	7' @ 12.00/Foot+	1	1	84.00	
		G	FRST 174" S 16 CRS 534 478 Base Price	174"	15' @ 12.00/Foot+	1	1	344.00	
			(S-6) Stick Splice		108.00/Unit	1	1	180.00	
			Closer, Surface - Frame Plate (C1)		28 ea	2	2	108.00	
		H	FRST 98" S 16 CRS 534 478 Total Glazing Bead	98"	9' @ 12.00/Foot+	1	1	56.00	
			652 1/2"					108.00	
			FS/CN/TC - Frame Section, Cut, Notched & Tagged	2"	16.00/Unit	6	6	570.00	
			FS/SM/TC - Frame Section, Saw Miter Cut & Tagged	2"	16.00/Unit	4	4	96.00	
								64.00	
E-24	1		FRSPCL S 16 CRS 534 478 KD (S-6) Double Opening		76.00/Opening	1	1	2728.00	2728.00
		A	FRST 112" S 16 CRS 534 478	112"	10' @ 12.00/Foot+	1	1	76.00	
		B	FRDTW 24" S 16 CRS 534 478	24"	2' @ 26.00/Foot+	1	1	120.00	
		C	FRDTW 24" S 16 CRS 534 478	24"	2' @ 26.00/Foot+	1	1	52.00	
		D	FRST 112" S 16 CRS 534 478	112"	10' @ 12.00/Foot+	1	1	52.00	
		E	FRDTW 84" S 16 CRS 534 478 Hinge, Regular Weight - 4 1/2" (45R)	84"	7' @ 26.00/Foot+	1	1	120.00	
		F	FRDTW 84" S 16 CRS 534 478 Hinge, Regular Weight - 4 1/2" (45R)	84"	n/c	3	3	182.00	
		G	FRST 152" S 16 CRS 534 478 Base Price	152"	7' @ 26.00/Foot+	1	1	182.00	
			(S-6) Stick Splice		108.00/Unit	1	1	156.00	
		H	FRDTW 148" S 16 CRS 534 478 Base Price	148"	13' @ 26.00/Foot+	1	1	108.00	
			(S-6) Stick Splice		108.00/Unit	1	1	544.00	
			Closer, Surface - Frame Plate (C1)		28 ea	2	2	338.00	
			Strike, Mortise - Head		21 ea	2	2	108.00	
		I	FRST400 40" S 16 CRS 534 478	40"	4' @ 19.00/Foot+	1	1	56.00	
		J	FRST400 40" S 16 CRS 534 478 Total Glazing Bead	40"	4' @ 19.00/Foot+	1	1	76.00	
			883 1/2"					760.00	
			FS/CN/TC - Frame Section, Cut, Notched & Tagged	2"	16.00/Unit	8	8	128.00	
			FS/SM/TC - Frame Section, Saw Miter Cut & Tagged	2"	16.00/Unit	2	2	32.00	
			FS/SM/TC - Frame Section, Saw Miter Cut & Tagged	2"	16.00/Unit	4	4	64.00	
	2		AS575 - 36"x96" - RH - KD		86.50/Unit	1	2	115.50	231.00



AVAware Technologies
2897 Brighton Rd.
Oakville, ON, L6H 6C9

Northwest Conference & Trade Centre
City, State
Job No. RR1-010A

Elevation	No. of Openings	Comp. Ref.	Description	Overall Length	Price Basis	Qty Per Opening	Total Qty	Opening List	Total List
		A	Strike Jamb 96" (2"x5 3/4"-RH)	98"		1	2		
			Strike, ASA			1	2		
		B	Hinge Jamb 96" (2"x5 3/4"-RH)	98"		1	2	25.00	
			Hinge, Heavy Weight - 4 1/2" (AS0-009)		25/Door	4	8	25.00	
		C	Header 36" (2"x5 3/4")	40"		1	2	4.00	
			Closer, Surface - Frame Plate (AS0-011A)		4 ea	1	2	4.00	
1			Three-Sided Frame 36"x84" (C-TA-23-CRS-18-5 3/4"-SC101-KD-LH)			1	1	252.48	252.48
			Base Price		168.22/Unit	1	1	168.22	
			Priced from 'Press Brake' section						
			(14) 84" Aluminum Casing (Both sides) (TA-23)		7' @ 2.25/Foot+	4	4	63.00	
			(14) 36" Aluminum Casing (Both sides) (TA-23)		3' @ 2.25/Foot+	2	2	13.50	
			(15) Frame finished in Browntone (SC101)		n/c				
		A	Hinge Jamb 84" (1 25/32"x5 3/4"-LH)	84"		1	1		
			Hinge, Heavy Weight - 4 1/2"			3	3		
		B	Strike Jamb 84" (1 25/32"x5 3/4"-LH)	84"		1	1		
			Strike, ASA			1	1		
		C	Header 36" (1 25/32"x5 3/4")	39 9/16"		1	1	7.76	
			Closer, Surface - Frame Plate		7.76 ea	1	1	7.76	
1			Three-Sided Frame 36"x84" (C-TA-8-CRS-18-5 3/4"-SC101-KD-LH)			1	1	175.98	175.98
			Base Price		168.22/Unit	1	1	168.22	
			Priced from 'Press Brake' section						
			(15) Frame finished in Browntone (SC101)		n/c				
		A	Hinge Jamb 84" (1 23/32"x5 3/4"-LH)	84"		1	1		
			Hinge, Heavy Weight - 4 1/2"			3	3		
		B	Strike Jamb 84" (1 23/32"x5 3/4"-LH)	84"		1	1		
			Strike, ASA			1	1		
		C	Header 36" (1 23/32"x5 3/4")	39 7/16"		1	1	7.76	
			Closer, Surface - Frame Plate		7.76 ea	1	1	7.76	
23870.46									
2	D1		Door 36"x96" (RI-G-CRS-18-1 3/4"-HC-<Std>-SEM-<Std>-<Std>-PG-RH)			1	2	30.00	60.00
			C/O Lite, 22" x 30"			1	2		
			Hinge, Heavy Weight - 4 1/2" (4.50)		n/c	4	8		
			Lock, Mortise - w/Function Holes			1	2		
			Closer, Surface - Reg Mount		30 ea	1	2	30.00	
1	D1		DR RI 16 CRS 3070 1 3/4" FG10 LH CU C/O PG			1	1	996.00	996.00
			Base Price		630.00/Unit	1	1	630.00	
			(R-2:4) 16 Gauge (16)		89.00/Unit	1	1	89.00	
			(R-2:10a) Bondo Filled Seam (SEM)		71.00/Unit	1	1	71.00	
			(R-2:13) UL Label (CU)		56.00/Unit	1	1	56.00	
			(A-1) Prime Painted (PG)		n/c				
			Cutout Only, 26" x 67"		122.00/Unit	1	1	122.00	
			Hinge, Heavy Weight - 4 1/2" (45H)		n/c	3	3		
			Lock, 161 (LC1)		n/c	1	1		
			Closer, Surface - Reg Mount (C1)		28 ea	1	1	28.00	
1	D1a		DR RI 16 CRS 3070 1 3/4" G LH 4885 P__			1	1	1934.00	1934.00
			Base Price		630.00/Unit	1	1	630.00	
			(R-2:4) 16 Gauge (16)		89.00/Unit	1	1	89.00	
			(R-2:10a) Welded Seam (W/SEM)		127.00/Unit	1	1	127.00	
			(A-1) Colorstyle Finish (P__)		157.00/Unit	1	1	157.00	
			Steel, Flush Welded, 1/2" Glass Lite, 22" x 28" (G)		399.00/Unit	1	1	399.00	
			Hinge, Regular Weight - 4 1/2" (45R)		n/c	3	3		
			Closer, Surface - Reg Mount (C1)		28 ea	1	1	28.00	
			Concealed Vertical Rod (PV9)		504 ea	1	1	504.00	
1	D1		DR RI 16 CRS 3070 1 3/4" G LH C/O PG			1	1	886.00	886.00
			Base Price		630.00/Unit	1	1	630.00	
			(R-2:4) 16 Gauge (16)		89.00/Unit	1	1	89.00	
			(R-2:10a) Bondo Filled Seam (SEM)		71.00/Unit	1	1	71.00	
			(A-1) Prime Painted (PG)		n/c				
			Cutout Only, 22" x 28"		68.00/Unit	1	1	68.00	
			Hinge, Heavy Weight - 4 1/2" (45H)		n/c	3	3		
			Lock, 161 (LC1)		n/c	1	1		
			Closer, Surface - Reg Mount (C1)		28 ea	1	1	28.00	
5	D1		DR RI 16 CRS 3070 1 3/4" G LH CU 4885 PG			1	5	1273.00	6365.00
			Base Price		630.00/Unit	1	5	630.00	
			(R-2:4) 16 Gauge (16)		89.00/Unit	1	5	89.00	
			(R-2:10a) Bondo Filled Seam (SEM)		71.00/Unit	1	5	71.00	
			(R-2:13) UL Label (CU)		56.00/Unit	1	5	56.00	
			(A-1) Prime Painted (PG)		n/c				
			Steel, Flush Welded, 1/2" Glass Lite, 22" x 28" (G)		399.00/Unit	1	5	399.00	



AVAware Technologies
2897 Brighton Rd.
Oakville, ON, L6H 6C9

Northwest Conference & Trade Centre
City, State
Job No. RR1-010A

Elevation	No. of Openings	Comp. Ref.	Description	Overall Length	Price Basis	Qty Per Opening	Total Qty	Opening List	Total List
			Hinge, Heavy Weight - 4 1/2" (45H)		n/c	3	15		
			Lock, 161 (LC1)		n/c	1	5		
			Closer, Surface - Reg Mount (C1)		28 ea	1	5	28.00	
	1	D1b	DR RI 16 CRS 3070 1 3/4" G RH 4885 P__			1	1	1934.00	1934.00
			Base Price		630.00/Unit	1	1	630.00	
			(R-2:4) 16 Gauge (16)		89.00/Unit	1	1	89.00	
			(R-2:10a) Welded Seam (W/SEM)		127.00/Unit	1	1	127.00	
			(A-1) Colorstyle Finish (P__)		157.00/Unit	1	1	157.00	
			Steel, Flush Welded, 1/2" Glass Lite, 22" x 28" (G)		399.00/Unit	1	1	399.00	
			Hinge, Regular Weight - 4 1/2" (45R)		n/c	3	3		
			Closer, Surface - Reg Mount (C1)		28 ea	1	1	28.00	
			Concealed Vertical Rod (PV9)		504 ea	1	1	504.00	
	1	D1	DR RI 16 CRS 3070 1 3/4" G RH C/O PG			1	1	886.00	886.00
			Base Price		630.00/Unit	1	1	630.00	
			(R-2:4) 16 Gauge (16)		89.00/Unit	1	1	89.00	
			(R-2:10a) Bondo Filled Seam (SEM)		71.00/Unit	1	1	71.00	
			(A-1) Prime Painted (PG)		n/c				
			Cutout Only, 22" x 28"		68.00/Unit	1	1	68.00	
			Hinge, Heavy Weight - 4 1/2" (45H)		n/c	3	3		
			Lock, 161 (LC1)		n/c	1	1		
			Closer, Surface - Reg Mount (C1)		28 ea	1	1	28.00	
	1	D1b	DR RI 16 CRS 3070 1 3/4" G RHR 4885 PG			1	1	1777.00	1777.00
			Base Price		630.00/Unit	1	1	630.00	
			(R-2:4) 16 Gauge (16)		89.00/Unit	1	1	89.00	
			(R-2:10a) Welded Seam (W/SEM)		127.00/Unit	1	1	127.00	
			(A-1) Prime Painted (PG)		n/c				
			Steel, Flush Welded, 1/2" Glass Lite, 22" x 28" (G)		399.00/Unit	1	1	399.00	
			Hinge, Regular Weight - 4 1/2" (45R)		n/c	3	3		
			Closer, Surface - Reg Mount (C1)		28 ea	1	1	28.00	
			Concealed Vertical Rod (PV9)		504 ea	1	1	504.00	
	1	D1a	DR RI 16 CRS 3070 1 3/4" G RHR 4885 PG			1	1	1777.00	1777.00
			Base Price		630.00/Unit	1	1	630.00	
			(R-2:4) 16 Gauge (16)		89.00/Unit	1	1	89.00	
			(R-2:10a) Welded Seam (W/SEM)		127.00/Unit	1	1	127.00	
			(A-1) Prime Painted (PG)		n/c				
			Steel, Flush Welded, 1/2" Glass Lite, 22" x 28" (G)		399.00/Unit	1	1	399.00	
			Hinge, Regular Weight - 4 1/2" (45R)		n/c	3	3		
			Closer, Surface - Reg Mount (C1)		28 ea	1	1	28.00	
			Concealed Vertical Rod (PV9)		504 ea	1	1	504.00	
E-19	1	D1	DR RI 16 CRS 3070 1 3/4" N636 RH 4885 PG			1	1	1318.00	1318.00
			Base Price		630.00/Unit	1	1	630.00	
			(R-2:4) 16 Gauge (16)		89.00/Unit	1	1	89.00	
			(R-2:10a) Welded Seam (W/SEM)		127.00/Unit	1	1	127.00	
			(A-1) Prime Painted (PG)		n/c				
			Steel, Flush Welded, 1/2" Glass Lite, 6" x 36" (N636)		444.00/Unit	1	1	444.00	
			Hinge, Heavy Weight - 4 1/2" (45H)		n/c	3	3		
			Lock, 161 (LC1)		n/c	1	1		
			Closer, Surface - Reg Mount (C1)		28 ea	1	1	28.00	
AVAcad Custom 2	1	D1	DR RI 18 CRS 3070 1 3/4" FG18 LHR C/O PG			1	1	851.00	851.00
			Base Price		630.00/Unit	1	1	630.00	
			(R-2:10a) Bondo Filled Seam (SEM)		71.00/Unit	1	1	71.00	
			(A-1) Prime Painted (PG)		n/c				
			Cutout Only, 26" x 67"		122.00/Unit	1	1	122.00	
			Hinge, Heavy Weight - 4 1/2" (45H)		n/c	4	4		
			No Lock prep.			1	1		
			Closer, Surface - Reg Mount (C1)		28 ea	1	1	28.00	
AVAcad Custom 2	1	D2	DR RI 18 CRS 3070 1 3/4" FG18 RHR C/O PG			1	1	851.00	851.00
			Base Price		630.00/Unit	1	1	630.00	
			(R-2:10a) Bondo Filled Seam (SEM)		71.00/Unit	1	1	71.00	
			(A-1) Prime Painted (PG)		n/c				
			Cutout Only, 26" x 67"		122.00/Unit	1	1	122.00	
			Hinge, Heavy Weight - 4 1/2" (45H)		n/c	4	4		
			No Lock prep.			1	1		
			Closer, Surface - Reg Mount (C1)		28 ea	1	1	28.00	
E-10	1	D1	DR RI 18 CRS 3070 1 3/4" FG8 LH SLIMTRIM PG			1	1	2783.00	2783.00
			Base Price		630.00/Unit	1	1	630.00	
			(R-2:10a) Bondo Filled Seam (SEM)		71.00/Unit	1	1	71.00	
			(A-1) Prime Painted (PG)		n/c				
			SlimTrim, Galvanneal Steel Lite, 26" x 67" (FG8)			1	1	1550.00	



AVAware Technologies
2897 Brighton Rd.
Oakville, ON, L6H 6C9

Northwest Conference & Trade Centre
City, State
Job No. RR1-010A

Elevation	No. of Openings	Comp. Ref.	Description	Overall Length	Price Basis	Qty Per Opening	Total Qty	Opening List	Total List
			Base Price		1349.00/Unit	1	1	1349.00	
			SlimTrim, Galvanneal Steel Lite, 26" x 67" (FG8 - Prep)		201.00/Unit	1	1	201.00	
			Hinge, Regular Weight - 4 1/2" (45R)		n/c	3	3		
			Closer, Surface - Reg Mount (C1)		28 ea	1	1	28.00	
			Concealed Vertical Rod (PV9)		504 ea	1	1	504.00	
E-07	1	D1	DR RI 18 CRS 3070 1 3/4" G LH 4885 PG			1	1	1184.00	1184.00
			Base Price		630.00/Unit	1	1	630.00	
			(R-2:10a) Welded Seam (W/SEM)		127.00/Unit	1	1	127.00	
			(A-1) Prime Painted (PG)		n/c				
			Steel, Flush Welded, 1/2" Glass Lite, 22" x 28" (G)		399.00/Unit	1	1	399.00	
			Hinge, Heavy Weight - 4 1/2" (45H)		n/c	4	4		
			Lock, Mortise - w/Function Holes (LM1)		n/c	1	1		
			Closer, Surface - Reg Mount (C1)		28 ea	1	1	28.00	
	1	D1	DR RI 18 CRS 3070 1 3/4" G LH C/O PG			1	1	797.00	797.00
			Base Price		630.00/Unit	1	1	630.00	
			(R-2:10a) Bondo Filled Seam (SEM)		71.00/Unit	1	1	71.00	
			(A-1) Prime Painted (PG)		n/c				
			Cutout Only, 22" x 28"		68.00/Unit	1	1	68.00	
			Hinge, Heavy Weight - 4 1/2" (45H)		n/c	3	3		
			Lock, 161 (LC1)		n/c	1	1		
			Closer, Surface - Reg Mount (C1)		28 ea	1	1	28.00	
E-27	1	D1	DR RI 18 CRS 3070 1 3/4" G LH C/O PG			1	1	797.00	797.00
			Base Price		630.00/Unit	1	1	630.00	
			(R-2:10a) Bondo Filled Seam (SEM)		71.00/Unit	1	1	71.00	
			(A-1) Prime Painted (PG)		n/c				
			Cutout Only, 22" x 28"		68.00/Unit	1	1	68.00	
			Hinge, Heavy Weight - 4 1/2" (45H)		n/c	3	3		
			Lock, 161 (LC1)		n/c	1	1		
			Closer, Surface - Reg Mount (C1)		28 ea	1	1	28.00	
E-05	1	D1	DR RI 18 CRS 3070 1 3/4" G4 RH C/O PG			1	1	797.00	797.00
			Base Price		630.00/Unit	1	1	630.00	
			(R-2:10a) Bondo Filled Seam (SEM)		71.00/Unit	1	1	71.00	
			(A-1) Prime Painted (PG)		n/c				
			Cutout Only, 22" x 28"		68.00/Unit	1	1	68.00	
			Hinge, Heavy Weight - 4 1/2" (45H)		n/c	3	3		
			Lock, 161 (LC1)		n/c	1	1		
			Closer, Surface - Reg Mount (C1)		28 ea	1	1	28.00	
E-24	1	D1a	DR RI 18 CRS 3070 1 3/4" N636 LH C/O PG			1	1	1301.00	1301.00
			Base Price		630.00/Unit	1	1	630.00	
			(R-2:10a) Bondo Filled Seam (SEM)		71.00/Unit	1	1	71.00	
			(A-1) Prime Painted (PG)		n/c				
			Cutout Only, 6" x 36"		68.00/Unit	1	1	68.00	
			Hinge, Regular Weight - 4 1/2" (45R)		n/c	3	3		
			Closer, Surface - Reg Mount (C1)		28 ea	1	1	28.00	
			Concealed Vertical Rod (PV9)		504 ea	1	1	504.00	
E-24	1	D1b	DR RI 18 CRS 3070 1 3/4" N636 RH C/O PG			1	1	1301.00	1301.00
			Base Price		630.00/Unit	1	1	630.00	
			(R-2:10a) Bondo Filled Seam (SEM)		71.00/Unit	1	1	71.00	
			(A-1) Prime Painted (PG)		n/c				
			Cutout Only, 6" x 36"		68.00/Unit	1	1	68.00	
			Hinge, Regular Weight - 4 1/2" (45R)		n/c	3	3		
			Closer, Surface - Reg Mount (C1)		28 ea	1	1	28.00	
			Concealed Vertical Rod (PV9)		504 ea	1	1	504.00	
E-01	1	D1	DR RI 18 CRS 3072 1 3/4" G2 LH C/O PG			1	1	865.00	865.00
			Base Price		642.00/Unit	1	1	642.00	
			(R-2:10a) Welded Seam (W/SEM)		127.00/Unit	1	1	127.00	
			(A-1) Prime Painted (PG)		n/c				
			Cutout Only, 22" x 30"		68.00/Unit	1	1	68.00	
			Hinge, Heavy Weight - 4 1/2" (45H)		n/c	3	3		
			Lock, 161 (LC1)		n/c	1	1		
			Closer, Surface - Reg Mount (C1)		28 ea	1	1	28.00	
	1	D1	DR RI 18 CRS 3270 1 3/4" F RH C/O PG			1	1	894.00	894.00
			Base Price		745.00/Unit	1	1	745.00	
			(R-2:10a) Bondo Filled Seam (SEM)		71.00/Unit	1	1	71.00	
			(R-2:11) Special Size (SPC/DSIZE)		50.00/Unit	1	1	50.00	
			(A-1) Prime Painted (PG)		n/c				
			Hinge, Heavy Weight - 4 1/2" (45H)		n/c	3	3		
			No Lock prep.			1	1		
			Closer, Surface - Reg Mount (C1)		28 ea	1	1	28.00	



AVAware Technologies
2897 Brighton Rd.
Oakville, ON, L6H 6C9

Northwest Conference & Trade Centre
City, State
Job No. RR1-010A

Elevation	No. of Openings	Comp. Ref.	Description	Overall Length	Price Basis	Qty Per Opening	Total Qty	Opening List	Total List
	4	D1	DR RI 18 CRS 3270 1 3/4" G2 LH TW SLIMTRIM PG			1	4	1602.00	6408.00
			Base Price		745.00/Unit	1	4	745.00	
			(R-2:10a) Bondo Filled Seam (SEM)		71.00/Unit	1	4	71.00	
			(R-2:11) Special Size (SPC/DSIZE)		50.00/Unit	1	4	50.00	
			(R-2:14) WH Label (TW)		11.00/Unit	1	4	11.00	
			(A-1) Prime Painted (PG)		n/c				
			SlimTrim, Galvanneal Steel Lite, 24" x 28" (G2)			1	4	697.00	
			Base Price		517.00/Unit	1	4	517.00	
			SlimTrim, Galvanneal Steel Lite, 24" x 28" (G2 - Prep)		146.00/Unit	1	4	146.00	
			SlimTrim, Galvanneal Steel Lite, 24" x 28" (G2 - Channel)		34.00/Unit	1	4	34.00	
			Hinge, Heavy Weight - 4 1/2" (45H)		n/c	4	16		
			No Lock prep.			1	4		
			Closer, Surface - Reg Mount (C1)		28 ea	1	4	28.00	
	10	D1	DR RI 18 CRS 3270 1 3/4" V RH C/O PG			1	10	962.00	9620.00
			Base Price		745.00/Unit	1	10	745.00	
			(R-2:10a) Bondo Filled Seam (SEM)		71.00/Unit	1	10	71.00	
			(R-2:11) Special Size (SPC/DSIZE)		50.00/Unit	1	10	50.00	
			(A-1) Prime Painted (PG)		n/c				
			Cutout Only, 10" x 10"		68.00/Unit	1	10	68.00	
			Hinge, Heavy Weight - 4 1/2" (45H)		n/c	3	30		
			No Lock prep.			1	10		
			Closer, Surface - Reg Mount (C1)		28 ea	1	10	28.00	
	4	D1	DR RI 18 CRS 3670 1 3/4" FG LH 4885 PG			1	4	1421.00	5684.00
			Base Price		745.00/Unit	1	4	745.00	
			(R-2:10a) Bondo Filled Seam (SEM)		71.00/Unit	1	4	71.00	
			(A-1) Prime Painted (PG)		n/c				
			Steel, Flush Welded, 1/2" Glass Lite, 32" x 67" (FG)		577.00/Unit	1	4	577.00	
			Hinge, Heavy Weight - 4 1/2" (45H)		n/c	3	12		
			Lock, 161 (LC1)		n/c	1	4		
			Closer, Surface - Reg Mount (C1)		28 ea	1	4	28.00	
	2	D1	DR RI 18 CRS 4076 1 3/4" G LH 4885 PG			1	2	1528.00	3056.00
			Base Price		980.00/Unit	1	2	980.00	
			(R-2:10a) Bondo Filled Seam (SEM)		71.00/Unit	1	2	71.00	
			(R-2:11) Special Size (SPC/DSIZE)		50.00/Unit	1	2	50.00	
			(A-1) Prime Painted (PG)		n/c				
			Steel, Flush Welded, 1/2" Glass Lite, 34" x 34" (G)		399.00/Unit	1	2	399.00	
			Hinge, Heavy Weight - 4 1/2" (45H)		n/c	4	8		
			Lock, Mortise - w/Function Holes (LM1)		n/c	1	2		
			Closer, Surface - Reg Mount (C1)		28 ea	1	2	28.00	
AVAcad Custom 1	1	D1	Door 36" x 82" x 1 3/4" (C-PANEL - SM-MASONITE - FPC - PRIMED - COLONIST - LH)			1	1	107.00	107.00
			Base Price		90.00/Unit	1	1	90.00	
			(48) Non-Standard Height		3.00/Unit	1	1	3.00	
			Hinge, Heavy Weight - 4 1/2"		2/Door	4	4	2.00	
			No Lock prep.			1	1		
			Closer, Surface - Reg Mount		12 ea	1	1	12.00	
AVAcad Custom 1	1	D2	Door 36" x 82" x 1 3/4" (C-PANEL - SM-MASONITE - FPC - PRIMED - COLONIST - RH)			1	1	107.00	107.00
			Base Price		90.00/Unit	1	1	90.00	
			(48) Non-Standard Height		3.00/Unit	1	1	3.00	
			Hinge, Heavy Weight - 4 1/2"		2/Door	4	4	2.00	
			No Lock prep.			1	1		
			Closer, Surface - Reg Mount		12 ea	1	1	12.00	
	1	D1	Door 36" x 84" x 1 3/4" (VENEER-5 - BIRCH-RC - SHC - PRIMED - N425 - LH)			1	1	144.00	144.00
			Base Price		59.00/Unit	1	1	59.00	
			1 3/4" Hollow Core (SHC)		6.00/Unit	1	1	6.00	
			(46-47) Prime Painted finish (PRIMED)		10.00/Unit	1	1	10.00	
			(46) Std. 4"x25" Lite, Metal			1	1	50.00	
			Base Price		45.00/Unit	1	1	45.00	
			(48) Prime Painted finish (PRIMED)		5.00/Unit	1	1	5.00	
			Hinge, Heavy Weight - 4 1/2"		2/Door	3	3	2.00	
			Lock, 161		5 ea	1	1	5.00	
			Closer, Surface - Reg Mount		12 ea	1	1	12.00	
	1	D1	Door 36" x 84" x 1 3/4" (VENEER-5 - WHT-BIRCH-RC - PC - PRIMED - HG - LH)			1	1	139.00	139.00
			Base Price		96.00/Unit	1	1	96.00	
			Edgebonded Construction		5.00/Unit	1	1	5.00	
			Matching White Birch Stiles		9.00/Unit	1	1	9.00	
			(46-47) Prime Painted finish (PRIMED)		10.00/Unit	1	1	10.00	
			24"x30" Lite, Metal			1	1		
			Hinge, Heavy Weight - 4 1/2"		2/Door	3	3	2.00	
			Lock, 161		5 ea	1	1	5.00	



AVAware Technologies
2897 Brighton Rd.
Oakville, ON, L6H 6C9

Northwest Conference & Trade Centre
City, State
Job No. RR1-010A

Elevation	No. of Openings	Comp. Ref.	Description	Overall Length	Price Basis	Qty Per Opening	Total Qty	Opening List	Total List
			Closer, Surface - Reg Mount			12 ea	1	1	12.00
									55619.00
(Multiple)	4		1279 4 1/2" x 4 1/2" USP		9.45 ea	Varies	21	9.45	198.45
(Multiple)	19		241F x US3		8.15 ea	1	19	8.15	154.85
(Multiple)	41		BB1199 4 1/2" x 4 1/2" US3		126.40 ea	Varies	142	126.40	17948.80
(Multiple)	27		4011 REG AL LH		394.00 ea	1	27	394.00	10638.00
AVAcad Custom 2	1		4011 REG AL LHR		394.00 ea	1	1	394.00	394.00
(Multiple)	19		4011 REG AL RH		394.00 ea	1	19	394.00	7486.00
(Multiple)	2		4011 REG AL RHR		394.00 ea	Varies	3	394.00	1182.00
(Multiple)	22		410DKB-36"		21.00 ea	1	22	21.00	462.00
(Multiple)	22		5050B-204"		24.48 ea	1	22	24.48	538.56
(Multiple)	19		A53PD GEO 605		243.00 ea	1	19	243.00	4617.00
(Multiple)	3		L9050P 03 605 LH		659.00 ea	1	3	659.00	1977.00
(Multiple)	2		L9050P 03 605 RH		659.00 ea	1	2	659.00	1318.00
(Multiple)	3		9447EO US26D LH 36" x 84" Door		1390.00 ea	1	3	1390.00	4170.00
(Multiple)	2		9447EO US26D RH 36" x 84" Door		1390.00 ea	1	2	1390.00	2780.00
(Multiple)	1		9447EO US26D RHR 36" x 84" Door		1390.00 ea	2	2	1390.00	2780.00
(Multiple)	5		836A LH CO- 605/605		309.00 ea	1	5	309.00	1545.00
AVAcad Custom 2	1		836A LHR CO- 605/605		309.00 ea	1	1	309.00	309.00
(Multiple)	12		836A RH CO- 605/605		309.00 ea	1	12	309.00	3708.00
AVAcad Custom 2	1		836A RHR CO- 605/605		309.00 ea	1	1	309.00	309.00
									62515.66

Project Totals:

142005.10

Sample



AVAware Technologies
2897 Brighton Rd.
Oakville, ON, L6H 6C9

Northwest Conference & Trade Centre
City, State
Job No. RR1-010A